

ภาคผนวก ฉ

เอกสารสอบเทียบเครื่องมือ

รายการใบรับรองสอบเทียบเครื่องมือหลักประจำห้องปฏิบัติการสำหรับวิเคราะห์คุณภาพสิ่งแวดล้อม

No.	Instrument/Equipment	Parameter	Manufacturer	Model/Serial No.	Calibrator	Certification No.	Date of Calibration	Due date of Calibration*	Remark
เครื่องมือสำหรับวิเคราะห์คุณภาพน้ำทั้ง น้ำทะเล									
1	pH Meter	pH	YSI	pH100A JC03354	Technology Promotion Association (Thailand-Japan)	22CH60	13 Jan 22	12 Jan 23	-
2	Conductivity Meter	Salinity	SI Analytics	Lab955 / 16300356	SPC Calibration Center Co.,Ltd.	C24220084	22 Mar 22	21 Mar 23	-
3	Analytical Balance (Repeatability 0.01 mg)	ของแข็งแขวนลอย (SS) ของแข็งละลายน้ำทั้งหมด (TDS)	Mettler-Toledo	AX105DR / 1122100406	National Food Institute, Ministry of Industry, Thailand	2200708-001-01	24 Nov 21	23 Nov 22	-
4	Hot Air Oven		Memmert	UF55 / B216.1666	Technology Promotion Association (Thailand-Japan)	21TM1876	29 Oct 21	28 Oct 22	-
5	BOD Incubator	BOD	Arco	UC4-1320 / (UAELAB002/2550)	Technology Promotion Association (Thailand-Japan)	21TM1405	17 Aug 21	16 Aug 22	-
6	COD Reactor (Heating Block)	COD	Hanna	HI839800-02 / 4500052101	Hanna Instruments (Thailand) Ltd.	HIT-2121-0516	17 May 21	16 May 22	-
7	Analytical Balance (Readability 0.1 mg)	Oil and Grease	Mettler-Toledo	XSR204 / C117635043	Mettler-Toledo (Thailand) Ltd.	2202934-001-01	13 May 22	12 May 23	-
8	Atomic Absorption Spectrophotometer (AAS)	Zn	Agilent Technologies	System ID:G8432A AA240FS / MY13160001	Thailand Institute Of Science And Technological Research (TISTR)	MTC.ACL. No. 486/65	7 Mar 22	6 Mar 23	-
9	Inductively Coupled Plasma (ICP)		Agilent Technologies	System ID:G8015A G8015AA / MY18030001	Agilent Technologies (Thailand) Co.,Ltd.	Preventive Maintenance Checklist	9 Dec 21	8 Dec 22	-
10	UV-VIS Spectrophotometer	Phosphate, Total Phosphate , Total Nitrogen, COD	Hitachi	U-1900 / 2021-064	DQE Services Co.,Ltd.	SP22-007	20 Jan 22	19 Jan 23	-
11	Incubator (Cooled Incubator)	Fecal Coliform Bacteria Total Coliform Bacteria	Memmert	IPP 260 / V616.0066	Technology Promotion Association (Thailand-Japan)	21TM1874	28 Oct 21	27 Oct 22	
12	Water Bath		Memmert	WNE 14 / L414.1407	Technology Promotion Association (Thailand-Japan)	22TM565	7 Apr 22	6 Apr 23	-
13	Analytical Balance		Mettler-Toledo	MS603S / B0070110311	National Food Institute, Ministry of Industry, Thailand	2200705-001-01	24 Nov 21	23 Nov 22	-
14	Autoclave		ALP	CL-40L / 802664	Technology Promotion Association (Thailand-Japan)	22TM89	17 Feb 22	16 Feb 23	-
15	DO Meter	DO	Horiba	LAQUA-DO210 HE0H0004	Technology Promotion Association (Thailand-Japan)	22TW43	18 Feb 22	17 Feb 23	-

Due Date of Calibration* : Based on the annual calibration plan. At least 1 time per year.



TECHNOLOGY PROMOTION ASSOCIATION (THAILAND-JAPAN)
CORPORATE SERVICES 3: EQUIPMENT CALIBRATION AND TESTING SERVICES
534/4 PATTANAKARN ROAD SOI 18, SUANLUANG, SUANLUANG BANGKOK 10250
TEL. 0-2717-3000-27 FAX. 0-2719-9484



Cert.No.: 22CH60
Page.: 1 of 3

Certificate of Calibration

Equipment : pH Meter
Manufacturer : EcoSence
Model : pH100A
Serial No. : JC03354
ID No. : UAE.EFM.063/2562(ENV.pH 03/62)
Condition As-Received: Used Item
Received Date : 12 January 2022
Calibration Date : 13 January 2022
Reference : 2201-0350WSC-1
Submitted by : United Analyst and Engineering Consultant Co.,Ltd.
3 Soi Udomsuk 41, Sukhumvit Road, Bangchak,
Phrakhanong, Bangkok 10260

Ambient Temperature : $(25 \pm 2.5) ^\circ\text{C}$
Relative Humidity : $(50 \pm 15) \%$
Calibration Procedure : In - house method :
- CP-CH5 by direct measurement with standard
voltage calibrator and direct measurement with
certified reference material (CRM)
- CP-CH8 by comparison with standard thermometer

Calibrated by : Warakorn Lerngagtrakul

Approved by :

Approved Signatory

(☒) Malee Butkruea
(☐) Saithip Meangmai
(☐) Warakorn Lerngagtrakul

Issue Date : 17 January 2022

The Uncertainties are for a confidence probability of approximately 95%

This certificate may not be reproduced other than in full, except with the prior written
Approval of the head of Corporate Services 3 : Equipment Calibration and Testing Services

เอกสารไม่ควบคุม



Cert.No.: 22CH60

Page.: 2 of 3

Condition of this calibration result**1. Reference Standard Instrument : -**

<u>Instrument</u>	<u>Serial No.</u>	<u>ID No.</u>	<u>Cert. No.</u>	<u>Due Date</u>
1) Document Process Calibrator	54030049	130RC116	21E2682	25 Aug 2022
2) Ref. Standard Thermometer	4982054	110RC044	21I1201	26 Oct 2022

This certification is traceable to the International System of Unit maintained at:-

- Traceable to National Institute of Metrology (Thailand), NIMT

2. Certified Reference Materials : The measurement results are traceable to SI through CPA chem Ltd., ANSI-ASQ National Accreditation Board, Accredited No. AR-1835

<u>Buffer Solution</u>	<u>Manufacturer</u>	<u>Lot No.</u>	<u>Exp. date</u>
pH 4.008	CPA chem	766820	23 Sep 2023
pH 6.982	CPA chem	761017	02 Aug 2022
pH 10.015	CPA chem	766824	04 Sep 2022

3. This certificate is valid only to the item calibrated on date and place of calibration.**Calibration Results****Function : mV Measurement****Performing standard curve by Fluke at pH (4,7)(7,10)**

<u>Unit Under Calibration</u>	<u>Nominal Value</u>	<u>Standard Voltage Input</u>	<u>Actual Reading</u>		<u>Uncertainty of Measurement</u> (±mV)	<u>Coverage factor</u> <i>k</i>
	<u>pH</u>	<u>mV</u>	<u>mV</u>	<u>pH</u>		
pH Meter S/N.: JC03354	4.00	177.48	177	4.01	0.58	2.00
	7.00	0.00	0	7.00	0.58	2.00
	7.00	0.00	0	7.00	0.58	2.00
	10.00	-177.48	-178	10.01	0.58	2.00

เอกสารไม่ควบคุม



Cert.No.: 22CH60

Page.: 3 of 3

Calibration Results**Function : pH Measurement****Performing three buffers standard curve by using buffer nominal pH (4,7)(7,10)**

Unit Under Calibration	Standard pH Buffer Solution	Actual pH Reading	Actual mV Reading (mV)	Uncertainty of pH measurement (\pm)	Coverage factor k
pH Electrode S/N.:200729SIA605377	4.008	4.01	144	0.0079	2.00
	6.982	6.98	-28	0.011	2.00
	6.982	6.98	-27	0.0099	2.00
	10.015	10.01	-200	0.0096	2.00

Function : Temperature Measurement**(*) Without adjustment**

This equipment was connected with Temperature Probe;

- Model : -

- Serial No. : 200729SIA605377

Dimension of probe;

- Length : 112 mm.

- Diameter : 12 mm.

- Immersion Depth : 100 mm.


Calibration Point ($^{\circ}\text{C}$)	Standard Temperature ($^{\circ}\text{C}$)	UUC* Reading ($^{\circ}\text{C}$)	Error ($^{\circ}\text{C}$)	Uncertainty of measurement (\pm $^{\circ}\text{C}$)	Coverage factor k
25.0	25.003	25.1	0.097	0.13	2.00
30.0	30.002	30.1	0.098	0.13	2.00
35.0	35.004	35.0	-0.004	0.13	2.00

Remark : - UUC* = Unit Under Calibration

The reported uncertainty of measurement was based on a standard uncertainty multiplied by a coverage factor k , providing a level of confidence of approximately 95 %.

-o0o-

เอกสารไม่ครบชุด



Certificate of Calibration

Equipment:	CONDUCTIVITY METER	Certificate No.:	C24220084
Model:	Lab955	Issued Date:	22 March 2022
Serial No. (or ID.):	16300356	Job No.:	KSPR2203267
Manufacturer:	SI Analytics	Page:	1 of 2
Electrode Serial No.	16070067	Model :	LF413T
Condition:	In Condition	Brand :	SI Analytics

Customer: United Analyst and Engineering Consultant Company Limited
3 Soi Udomsuk 41 Sukhumvit Road,
Bangkok, Prakanong, Bangkok 10260 Thailand

Environment Condition:

Temperature	23	°C	±	2	°C
Humidity	50	%RH	±	15	%RH

Calibration Place: Environment Laboratory, SPC RT Co., Ltd.
1194 Soi Wachirathamsathit 57, Sukhumvit 101/1 Rd.,
Bangchak, Prakanong, Bangkok 10260 Thailand

Calibration By: Mr. Wasan Nuchnabee

Calibration Date: 22 March 2022

The Method used: In house method, SPCC-WI-49, base on ASTM D 1125-14 and D 5391-14

Traceability: This certificate is traceable to the SI Units maintained by CRM of NIST(SRM) through CPA chem Co., Ltd. (ISO/IEC 17034) Certificate No. 794135, 794136, 772624

(Mr. Wasan Nuchnabee)

Person in charge

SERT
บริษัท เอสพีซี อาร์ที จำกัด
SPC RT Co., Ltd.

(Mr. Dumrong Boonsopon)

Authorized signatory

This certificate is issued the units of measurement according to the International System of Units (SI). It provides traceability of measurement to international or national standard or other recognized national standard laboratories.

The measurement uncertainty stated is the expanded uncertainty which is obtained from the standard uncertainty multiplied by the coverage factor (k=2) to provide a level of confidence of approximately 95%. It is determined in accordance with the Guide to Expression of Uncertainty in Measurement (GUM).

These results may be affected by deviations from specified conditions. The results relate only to the items tested, calibrated or sampled. The report shall not be reproduced except in full without approval of SPC RT Co., Ltd.

Calibration Results:

Before Adjustment

Standard Conductivity Solution	Unit Under Calibration Reading	Correction	Coverage Factor (k)	Uncertainty (±)
25.000 $\mu\text{S/cm}$	25.9 $\mu\text{S/cm}$	-0.900 $\mu\text{S/cm}$	2.00	0.22 $\mu\text{S/cm}$
1413.0 $\mu\text{S/cm}$	1444 $\mu\text{S/cm}$	-31.0 $\mu\text{S/cm}$	2.00	8.9 $\mu\text{S/cm}$
111.3 mS/cm	107.9 mS/cm	3.40 mS/cm	2.00	0.66 mS/cm

After Adjustment ; at 1413 $\mu\text{S/cm}$

Standard Conductivity Solution	Unit Under Calibration Reading	Correction	Coverage Factor (k)	Uncertainty (±)
25.000 $\mu\text{S/cm}$	25.0 $\mu\text{S/cm}$	0.000 $\mu\text{S/cm}$	2.00	0.22 $\mu\text{S/cm}$
1413.0 $\mu\text{S/cm}$	1413 $\mu\text{S/cm}$	0.0 $\mu\text{S/cm}$	2.00	8.9 $\mu\text{S/cm}$
111.3 mS/cm	107.2 mS/cm	4.10 mS/cm	2.00	0.66 mS/cm

The End of Certificate

ใบตรวจสอบสภาพเครื่องวัดสิ่งแวดล้อม

เลขที่ใบงาน: KSPR2203267

ชนิดเครื่องมือ: CONDUCTIVITY METER

รุ่น: Lab955

หมายเลขเครื่อง: 16300356

ตรวจสอบ (รับ)		รายการตรวจเช็ค	ตรวจสอบ (ส่ง)		หมายเหตุ
22 Mar 2022			22 Mar 2022		
ปกติ	ไม่ปกติ		ปกติ	ไม่ปกติ	
		General			
<input checked="" type="checkbox"/>	<input type="checkbox"/>	1. ความสมบูรณ์เครื่อง	<input checked="" type="checkbox"/>	<input type="checkbox"/>	
<input checked="" type="checkbox"/>	<input type="checkbox"/>	2. ความสะอาด (ช่องใส่ตัวอย่าง, ภายใน-นอกเครื่อง)	<input checked="" type="checkbox"/>	<input type="checkbox"/>	
<input checked="" type="checkbox"/>	<input type="checkbox"/>	3. สวิทช์ ปิด – เปิด เครื่อง (On-Off Swicth)	<input checked="" type="checkbox"/>	<input type="checkbox"/>	
<input checked="" type="checkbox"/>	<input type="checkbox"/>	4. ปุ่มกด (Keypad)	<input checked="" type="checkbox"/>	<input type="checkbox"/>	
<input checked="" type="checkbox"/>	<input type="checkbox"/>	5. หน้าจอ (Display, Screen Contrast)	<input checked="" type="checkbox"/>	<input type="checkbox"/>	
		Spectrophotometer			
<input type="checkbox"/>	<input type="checkbox"/>	6. แรงดันไฟฟ้า (Battery Backup) >= 2.5 VDC	<input type="checkbox"/>	<input type="checkbox"/>	
<input type="checkbox"/>	<input type="checkbox"/>	7. ตัวหมุนเลือกความยาวคลื่น (Wavelength Control)	<input type="checkbox"/>	<input type="checkbox"/>	
<input type="checkbox"/>	<input type="checkbox"/>	8. ความยาวคลื่น (Wavelength Check)	<input type="checkbox"/>	<input type="checkbox"/>	
<input type="checkbox"/>	<input type="checkbox"/>	9. แหล่งกำเนิดแสง (UV < 3,000 hour)	<input type="checkbox"/>	<input type="checkbox"/>	
<input type="checkbox"/>	<input type="checkbox"/>	10. แหล่งกำเนิดแสง (Visible < 5,000 hour)	<input type="checkbox"/>	<input type="checkbox"/>	
<input type="checkbox"/>	<input type="checkbox"/>	11. ช่องวัดหลายตัวอย่าง (Carousel Module)	<input type="checkbox"/>	<input type="checkbox"/>	
		pH Meter and Conductivity Meter			
<input checked="" type="checkbox"/>	<input type="checkbox"/>	12. อิเล็กโทรด (Electrode and Connection Cable)	<input checked="" type="checkbox"/>	<input type="checkbox"/>	
<input type="checkbox"/>	<input type="checkbox"/>	13. ระดับสารละลายใน Electrode (Level KCl)	<input type="checkbox"/>	<input type="checkbox"/>	
<input type="checkbox"/>	<input type="checkbox"/>	14. ฝาปิดกันปลาย Electrode (Dust Protection Hood)	<input type="checkbox"/>	<input type="checkbox"/>	
<input type="checkbox"/>	<input type="checkbox"/>	15. ขาจับอิเล็กโทรด (Stand)	<input type="checkbox"/>	<input type="checkbox"/>	
		Turbidimeter			
<input type="checkbox"/>	<input type="checkbox"/>	16. ค่าความขุ่นที่ต่ำสุด (No Sample)	<input type="checkbox"/>	<input type="checkbox"/>	
<input type="checkbox"/>	<input type="checkbox"/>	17. ระดับการส่องสว่างของแสง (>= 2.5 ไม่เกิน 3.0)	<input type="checkbox"/>	<input type="checkbox"/>	
		Automatic titrator			
<input type="checkbox"/>	<input type="checkbox"/>	18. สภาพ Piston Burettes	<input type="checkbox"/>	<input type="checkbox"/>	
<input type="checkbox"/>	<input type="checkbox"/>	19. Function Rinsing and Dosing	<input type="checkbox"/>	<input type="checkbox"/>	
<input type="checkbox"/>	<input type="checkbox"/>	20. ระบบท่อสายยางและอุปกรณ์ประกอบ	<input type="checkbox"/>	<input type="checkbox"/>	

ข้อแนะนำ : Electrode วัดอุณหภูมิได้ 24.9°C โดย Control Waterbath ที่ $25.0 \pm 0.1^{\circ}\text{C}$

Mr. Wasan Nuchnabee

Service Engineer

Calibration Certificate

Certificate No.: 2200708-001-01
Client name: UNITED ANALYST AND ENGINEERING CONSULTANT CO.,LTD.
Address: 3 Soi Udomsuk 41, Sukhumvit Road,
Bangchack, Prakhnong, Bangkok 10260

Page 1 of 4

Equipment: Electronic Balance
Manufacturer: METTLER TOLEDO
Model: AX 105 DR
Serial No.: 1122100406
ID No.: UAE.WAO.004/2546
Order No.: 2200708
Operation No.: 2200708-001
Date of Receipt: 24 November 2021
Date of Calibration: 24 November 2021

Calibrated by Mr.Worapob Sooktong
Scientist

Approved by

(Mr.Pheraphat Tuanjit)

Manager, Division of Calibration Laboratory

Date of Issue: 30 November 2021

Responsible for the Technical Management Team

The uncertainties are for a confidence probability of approximately 95%

This Certificate is issued in accordance with the conditions of accreditation granted by the Thai Laboratory Accreditation Scheme which has assessed the measurement capability of the laboratory and its traceability to recognized national standards and to the units of measurement realized at the corresponding national standards laboratory. This certificate may not be reproduced other than in full except with the prior written approval of the National Food Institute.

Calibration Report

Certificate No.: 2200708-001-01

Equipment:

Electronic Balance

Manufacturer: METTLER TOLEDO

Model: AX 105 DR

Resolution: 0.00001 g/ 0.0001 g

Serial No.: 1122100406

ID No.: UAE.WAO.004/2546

Capacity: 110 g

Date of Calibration: 24 November 2021

Page 2 of 4

Environment Condition: Ambient Temperature: 22.0 ± 0.5 °C Relative Humidity: 39 ± 1 %

Place of Calibration: Balance Room, UNITED ANALYST AND ENGINEERING CONSULTANT CO.,LTD.

Condition of Equipment: Good Condition

Condition of This Results of Calibration:

1. Calibration Method: NFI Method W-MA-001 In-House Method based on UKAS Lab 14 : 2019

2. Reference Standards:

Reference Standard	Model	Serial No.	Calibrated By	Certificate No.	Due Date
Standard Weight Class E2	1-500mg	15880	TCS	M2011195S	28 November 2021
Standard Weight Class E2	1-500g	15882	TCS	M2011196S	28 November 2021

Instrument	Model	Serial No.	Calibrated By	Certificate No.	Due Date
Thermo-Hygro Meter	11A1	สท.พ. BTH 003/55	Quality Reborn	QR21-0297	15 February 2022

3. This certification is traceable to SI UNIT

4. This certificate was certified only for the instrument we calibrated.

5. This result of calibration was found accurate as shown on date and place of calibration only.

Calibration Results:

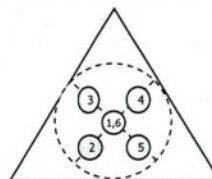
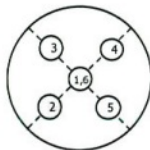
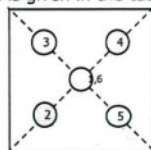
1. Repeatability of Reading:

Nominal Value (g)	Standard Deviation of Reading (g)
15	0.0000057
30	0.0000084
50	0.0000053
100	0.0000048

2. Off-Center Error:

A mass of 50 g was placed and moved to various position on pan.

The balance reading obtained is given in the table.



1 (g)	2 (g)	3 (g)	4 (g)	5 (g)	6 (g)	(Maximum Difference) (g)
50.0000	50.0000	49.9999	50.0000	49.9999	49.9999	0.0001

เอกสารนี้เป็นทรัพย์สินของกรม

Calibration Report

Certificate No.: 2200708-001-01

Equipment: Electronic Balance

Manufacturer: METTLER TOLEDO

Model: AX 105 DR

Resolution: 0.00001 g/ 0.0001 g

Serial No.: 1122100406

ID No.: UAE.WAO.004/2546

Capacity: 110 g

Date of Calibration: 24 November 2021

Page 3 of 4

Calibration Results: (Continued)

Calibration Range: 0-100 g

Calibration Adjustment: Internal Calibration

3. Departure from Nominal Value: (Range: 0 - 30 g ; Resolution: 0.00001 g)

Nominal Value (g)	Standard Value (g)	Average Reading (g)	Correction (g)	Uncertainty (± g)	Coverage Factor k
Unload	0.000000	0.00000	0.00000	0.0000089	2.00
0.01	0.009998	0.01000	0.00000	0.000011	2.00
0.02	0.019997	0.02000	0.00000	0.000012	2.00
0.05	0.050001	0.05000	0.00000	0.000011	2.00
0.1	0.100002	0.10000	0.00000	0.000012	2.00
0.2	0.200004	0.20000	0.00000	0.000013	2.00
0.5	0.499994	0.50000	-0.00001	0.000014	2.00
1	0.999986	1.00000	-0.00001	0.000026	2.00
2	1.999989	1.99998	0.00001	0.000019	2.00
5	4.999979	4.99998	0.00000	0.000022	2.00
10	10.000026	9.99994	0.00009	0.000074	2.00
20	20.000037	19.99991	0.00013	0.000099	2.00
30	30.000063	30.00000	0.00006	0.00013	2.00

Calibration Report

Certificate No.: 2200708-001-01

Equipment: Electronic Balance

Manufacturer: METTLER TOLEDO

Model: AX 105 DR

Resolution: 0.00001 g/ 0.0001 g

Serial No.: 1122100406

ID No.: UAE.WAO.004/2546

Capacity: 110 g

Date of Calibration: 24 November 2021

Page 4 of 4

Calibration Results: (Continued)

Calibration Range: 0-100 g

Calibration Adjustment: Internal Calibration

3. Departure from Nominal Value: (Range: 31 - 100 g ; Resolution: 0.0001 g)

Nominal Value (g)	Standard Value (g)	Average Reading (g)	Correction (g)	Uncertainty (± g)	Coverage Factor <i>k</i>
40	40.00000	39.9999	0.0001	0.00014	2.00
45	44.99998	44.9999	0.0001	0.00015	2.00
50	49.99999	49.9999	0.0001	0.00016	2.00
55	54.99997	54.9998	0.0002	0.00016	2.00
60	60.00002	59.9999	0.0001	0.00018	2.00
65	65.00000	64.9999	0.0001	0.00018	2.00
70	70.00003	69.9999	0.0001	0.00019	2.00
75	75.00001	74.9999	0.0001	0.00020	2.00
80	80.00005	79.9998	0.0003	0.00021	2.00
85	85.00003	84.9998	0.0002	0.00022	2.00
90	89.99999	89.9998	0.0002	0.00021	2.00
100	99.99997	99.9998	0.0002	0.00020	2.00

The reported uncertainty of measurement was based on a standard uncertainty multiplied by a coverage factor *k*, providing a level of confidence of approximately 95 %.

----- End -----

เอกสารควบคุม



TECHNOLOGY PROMOTION ASSOCIATION (THAILAND-JAPAN)
CORPORATE SERVICES 3: EQUIPMENT CALIBRATION AND TESTING SERVICES
534/4 PATTANAKARN ROAD SOI 18, SUANLUANG, SUANLUANG BANGKOK 10250
TEL. 0-2717-3000-27 FAX. 0-2719-9484



Cert. No.: 21TM1876

Page.: 1 of 3

Certificate of Calibration

Equipment : Hot Air Oven

Manufacturer : Memmert

Model : UF 55

Serial No. : B216.1666

ID No. : UAE.WAO.027/2559

Submitted by : United Analyst and Engineering Consultant Co.,Ltd.
3 Soi Udomsuk 41, Sukhumvit Road,
Bangchak, Phrakhanong,
Bangkok 10260

Location : Lab Floor 2

Received Order : 29 October 2021

Calibration Date : 29 October 2021

Ambient Temperature : (26 ± 10) °C

Relative Humidity : (50 ± 30) %

Calibrated by : Kunchit Promprat

Approved by :

- (/) Pornthippa Tameyakul
(/) Malee Butkruea
() Suwit Imjai

Issue Date : 4 November 2021

The Uncertainties are for a confidence probability of approximately 95%

This certificate may not be reproduced other than in full, except with the prior written
Approval of the head of Corporate Services 3 : Equipment Calibration and Testing Services.

เอกสารไม่ควบคุม



Equipment : Hot Air Oven
Condition As-Received : Used Item
Reference : 2110-0701OC-1

Cert. No.: 21TM1876
Page.: 2 of 3

Procedure Used :-

Calibration were conducted using calibration procedure CP-OT02 according to direct measurement method with Data Acquisition which connected with Resistance Temperature Detector (RTD) and Thermocouple Type T.

The temperature scale used was based on ITS-90.

Condition of this result of calibration

1. Reference standard instrument:-

<u>Instrument</u>	<u>Model</u>	<u>Serial No.</u>	<u>Cert. No.</u>	<u>Due Date</u>
1) Data Acquisition	34970A	MY44067817	21LM10	20 Jul 2022

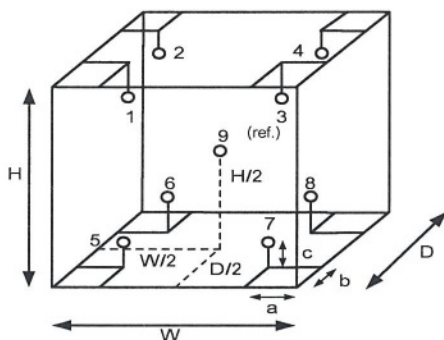
2. This certificate is valid only to the item calibrated on date and place of calibration.

3. This certification is traceable to the International System of Unit.

Result of Calibration :- (*) Without Adjustment

Function of UUC* : Temperature Source

Fresh air setting : Close



Environment during calibration		
	Beginning	Finished
Temp. (°C)	28	28
REL.Humid. (%)	56	55
AC Supply (Volt)	230	230

Probe Installation Details :	Dimension of Chamber :
a = 5.0 cm	D = 0.33 m
b = 5.0 cm	W = 0.40 m
c = 5.0 cm	H = 0.40 m
	Capacity = 0.053 m ³

Ref. Std. ID No.: @ Calibration Point		
Position :	(140, 180) °C	(104) °C
1	21-15TC-01	15RTD2/11
2	21-15TC-02	15RTD2/12
3	21-15TC-03	15RTD2/13
4	21-15TC-04	15RTD2/14
5	21-15TC-05	15RTD2/15
6	21-15TC-06	15RTD2/20
7	21-15TC-07	15RTD2/17
8	21-15TC-08	15RTD2/18
9 (ref.)	21-15TC-09	15RTD2/19

เอกสารไม่ควบคุม



Equipment : Hot Air Oven
Condition As-Received : Used Item
Reference : 2110-0701OC-1
Result of Calibration :- (*) Without Adjustment
Function of UUC* : Temperature Source
Fresh air setting : Close

Cert. No.: 21TM1876
Page.: 3 of 3

Calibration Point (°C)	UUC* Setting (°C)	UUC* Reading (°C)	Temperature stability (± °C)	Temperature uniformity (°C)	Overall Variation (°C)	Uncertainty (± °C)	Coverage Factor <i>k</i>
104.0	104.0	104.0	0.11	0.52	0.72	0.42	2
140.0	140.0	140.0	0.25	1.1	1.4	1.1	2
180.0	180.0	180.0	0.18	0.87	1.2	1.1	2

Calibration Point (°C)	Measured Temperature (°C)								
	Position								
	1	2	3	4	5	6	7	8	9 (ref.)
104.0	103.852	103.978	104.382	104.323	103.776	104.015	104.312	104.196	103.907
140.0	140.309	140.730	140.426	140.270	139.531	139.666	140.067	139.895	139.750
180.0	180.598	180.339	180.755	180.619	179.716	179.829	180.204	180.365	179.975

Average* : The average of 30 values in each position.

Temperature stability : One-half of the greatest maximum difference of measured temperature at any one sensor.

Temperature uniformity : The maximum difference of measured temperatures at any sensors and the measured temperature at the reference location which are observed at the same time or at as close an observation time as possible to determine the temperature pattern or homogeneity within the chamber under steady-state conditions.

Overall Variation : The Difference of the maximum and minimum measured temperatures throughout observation.

UUC* : Unit Under Calibration

Note : The reported uncertainty of measurement was included stability and excluded uniformity .

The reported uncertainty of measurement was based on a standard uncertainty multiplied by a coverage factor *k*, providing a level of confidence of approximately 95 %.

-o0o-

เอกสารไม่ควบคุม



TECHNOLOGY PROMOTION ASSOCIATION (THAILAND-JAPAN)
CORPORATE SERVICES 3: EQUIPMENT CALIBRATION AND TESTING SERVICES
534/4 PATTANAKARN ROAD SOI 18, SUANLUANG, SUANLUANG BANGKOK 10250
TEL. 0-2717-3000-27 FAX. 0-2719-9484



Cert. No.: 21TM1405

Page.: 1 of 3

Certificate of Calibration

Equipment : BOD Incubator

Manufacturer : Arco

Model : UC4-1320

Serial No. : -

ID No. : UAE.WAO.002/2550

Submitted by : United Analyst and Engineering Consultant Co.,Ltd.
3 Soi Udomsuk 41, Sukhumvit Road,
Bangchak, Phrakhanong,
Bangkok 10260

Location : Lab Floor 2

Received Order : 17 August 2021

Calibration Date : 17 August 2021

Ambient Temperature : (26 ± 10) °C

Relative Humidity : (50 ± 30) %

Calibrated by : Khit Ruttanaprapachai

Approved by :

Approved Signatory

() Pornthippa Tameyakul

() Malee Butkruea

() Suwit Imjai

Issue Date : 1 September 2021

The Uncertainties are for a confidence probability of approximately 95%

This certificate may not be reproduced other than in full, except with the prior written
Approval of the head of Corporate Services 3 : Equipment Calibration and Testing Services.

เอกสารไม่ควบคุม

A 0031567



Equipment : BOD Incubator
Condition As-Received : Used Item
Reference : 2108-0364OC-1

Cert. No.: 21TM1405

Page.: 2 of 3

Procedure Used :-

Calibration were conducted using calibration procedure CP-OT02 according to direct measurement method with Data Acquisition which connected with Resistance Temperature Detector (RTD).

The temperature scale used was based on ITS-90.

Condition of this result of calibration

1. Reference standard instrument:-

Instrument	Model	Serial No.	Cert. No.	Due Date
1) Data Acquisition	34970A	MY41021843	21LM2	18 Feb 2022

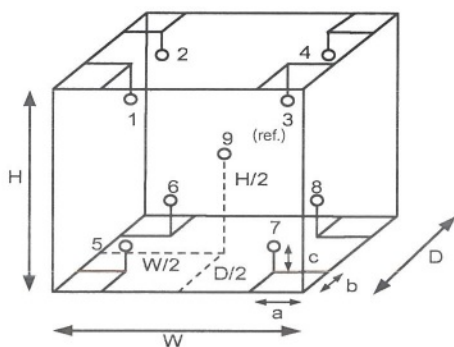
2. This certificate is valid only to the item calibrated on date and place of calibration.

3. This certification is traceable to the International System of Unit.

Result of Calibration :- (*) Without Adjustment

Function of UUC* : Temperature Source

Fresh air setting : Not Available



Environment during calibration		
	Beginning	Finished
Temp. (°C)	28	29
REL.Humid. (%)	52	55
AC Supply (Volt)	220	221

Probe Installation Details :

a = 10 cm
b = 10 cm
c = 10 cm

Dimension of Chamber :

D = 0.53 m
W = 1.2 m
H = 1.2 m
Capacity = 0.76 m³

Position :	Ref. Std. ID No.:
1	18-04RTD-01
2	18-04RTD-02
3	18-04RTD-03
4	18-04RTD-04
5	18-04RTD-05
6	18-04RTD-06
7	18-04RTD-07
8	18-04RTD-08
9 (ref.)	18-04RTD-09



Equipment : BOD Incubator
Condition As-Received : Used Item
Reference : 2108-0364OC-1
Result of Calibration :- (*) Without Adjustment
Function of UUC* : Temperature Source
Fresh air setting : Not Available

Cert. No.: 21TM1405

Page.: 3 of 3

Calibration Point (°C)	UUC* Setting (°C)	UUC* Reading (°C)	Temperature stability (± °C)	Temperature uniformity (°C)	Overall Variation (°C)	Uncertainty (± °C)	Coverage Factor <i>k</i>
20.0	19.5	19.3	0.46	0.45	1.0	0.78	2

Calibration Point (°C)	Measured Temperature (°C)								
	Position								
	1	2	3	4	5	6	7	8	9 (ref.)
20.0	20.018	20.137	20.086	19.942	20.157	20.093	19.968	19.860	20.048

Average* : The average of 30 values in each position.

Temperature stability : One-half of the greatest maximum difference of measured temperature at any one sensor.

Temperature uniformity : The maximum difference of measured temperatures at any sensors and the measured temperature at the reference location which are observed at the same time or at as close an observation time as possible to determine the temperature pattern or homogeneity within the chamber under steady-state conditions.

Overall Variation : The Difference of the maximum and minimum measured temperatures throughout observation.

UUC* : Unit Under Calibration

Note : The reported uncertainty of measurement was included stability and excluded uniformity .

The reported uncertainty of measurement was based on a standard uncertainty multiplied by a coverage factor *k*, providing a level of confidence of approximately 95 %.

-o0o-

เอกสารไม่ควบคุม

a 1069645

Certificate No. : HIT-2219-0480

Page : 1 of 2

CERTIFICATE OF CALIBRATION

Equipment :	COD Test Tube Heater		
Meter Model :	HI839800-02	Serial No. :	04500052101
Tube Heater :	25 Vial Capacity	Accuracy :	$\pm 2^{\circ}\text{C}$
Temperature Range :	-10°C to 160°C	Temperature of Reaction :	150°C
Ambient Temperature :	$(25 \pm 2)^{\circ}\text{C}$	Relative Humidity :	$(50 \pm 15)\% \text{ RH}$
Manufacturer :	Hanna Instruments	Made in :	Romania
Condition As-Received :	Used Product	Reference :	RE220588
Customer name :	United Analyst and Engineering Consultant Co., Ltd. 3 Soi Udomsuk 41, Sukhumvit Rd., Bangchak, Phrakhanong, Bangkok 10260		
Received date :	29 April 2022		
Calibrate date :	9 May 2022		
Issue date :	10 May 2022		
Calibrated Location :	Hanna Instruments (Thailand) Ltd.		
Calibration Procedure :	This calibrator was conducted by using in-house: calibration procedure CP-04 by using certified reference material		

Calibrated by :

Mr. Pichit Petthong
Calibration Engineer

Approved by :

Mr. Anan Suwanchaisakul
Authorized Signatory

This certificate was certified only for the instrument we calibrated.

This result of calibration was found accurate on date and place of calibration only.

** This certificate may not be reproduced other than in full, except with the prior written **
approval of the head of Hanna Instrument (Thailand).

เอกสารไม่ควบคุม

Condition of this calibration result
Reference Standard Instruments:

Instruments	Model	Serial No.	Certificate No.	Traceable
Data Acquisition Switch Unit	34970A	US37038858	WK2106-154-1	WK Electric Co., Ltd.

Calibration Result:
Measurement Temperature Source Accuracy for COD Reactor

Capacity (Vial)	Nominal Value (°C)	Average Value (°C)	(±) Uncertainty (°C)	(±) Tolerance of UUC (°C)	Acceptance Criteria
25 Vial	150.0	150.2	0.55	2	Pass

Figure: Shows the location of the temperature source.

(1A)	(2A)	(3A)	(4A)	(5A)
149.82°C	149.36°C	149.92°C	149.43°C	149.83°C
(1B)	(2B)	(3B)	(4B)	(5B)
150.45°C	150.66°C	150.37°C	149.66°C	150.01°C
(1C)	(2C)	(3C)	(4C)	(5C)
150.78°C	151.30°C	151.33°C	149.57°C	150.52°C
(1D)	(2D)	(3D)	(4D)	(5D)
151.12°C	151.59°C	150.80°C	149.62°C	149.81°C
(1E)	(2E)	(3E)	(4E)	(5E)
150.69°C	149.58°C	149.60°C	149.24°C	149.93°C

Remark: The Acceptance criteria is the error value plus or minus the Measurement Uncertainty, and then Not More than the Tolerance value of UUC, therefore concluded that pass.

The reported uncertainty of measurement was based on standard uncertainty multiplied by a coverage factor $k=2$, providing a level of confidence of approximately 95%.

** End of certificate **

เอกสารไม่ควบคุม


Calibration Certificate

Certificate No.: 2202934-001-01
Client name: UNITED ANALYST AND ENGINEERING CONSULTANT CO., LTD.
Address: 3 Soi Udomsuk 41, Sukhumvit Road,
Bangchack, Prakhonong, Bangkok 10260

Page 1 of 4

Equipment: Electronic Balance
Manufacturer: METTLER TOLEDO
Model: XSR204
Serial No.: C117635043
ID No.: UAE.WAS.012/2564
Order No.: 2202934
Operation No.: 2202934-001
Date of Receipt: 13 May 2022
Date of Calibration: 13 May 2022

Calibrated by Mr.Manas Somsak
Specialist

Approved by 
(Mr.Pheraphat Tuanjit)
Manager, Division of Calibration Laboratory
Responsible for the Technical Management Team

Date of Issue: 25 May 2022

The uncertainties are for a confidence probability of approximately 95%

This Certificate is issued in accordance with the conditions of accreditation granted by the Thai Laboratory Accreditation Scheme which has assessed the measurement capability of the laboratory and its traceability to recognized national standards and to the units of measurement realized at the corresponding national standards laboratory. This certificate may not be reproduced other than in full except with the prior written approval of the National Food Institute.

F-CS-009 Revision: 01 Date: 20-04-65



Calibration Report

Certificate No.: 2202934-001-01

Equipment:

Electronic Balance

Manufacturer: METTLER TOLEDO

Model: XSR204

Resolution: 0.0001 g

Serial No.: C117635043

ID No.: UAE.WAS.012/2564

Capacity: 220 g

Date of Calibration: 13 May 2022

Page 2 of 4

Environment Condition: Ambient Temperature 22.3 ± 0.1 °C Relative Humidity: 47 ± 3 %

Place of Calibration: Balance room (Water Analysis Unit), UNITED ANALYST AND ENGINEERING CONSULTANT CO., LTD.

Condition of Equipment: Good Condition

Condition of This Results of Calibration:

1. Calibration Method: NFI Method W-MA-001 In-House Method based on UKAS Lab 14 : 2019

2. Reference Standards:

Reference Standard	Model	Serial No	Calibrated By	Certificate No.	Due Date
Standard Weight Class E2	1mg to 200g	B505567572	TCS	M2204137S	23 April 2023

Instrument	Model	Serial No	Calibrated By	Certificate No.	Due Date
Thermo-Hygro Meter	PONPE 490	NFI.BTH 010/18	Quality Reborn	QR22-0350	18 February 2023

3. This certification is traceable to SI UNIT

4. This certificate was certified only for the instrument we calibrated.

5. This result of calibration was found accurate as shown on date and place of calibration only.

Calibration Results:

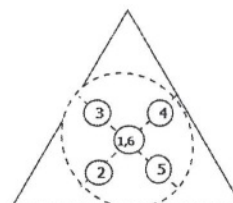
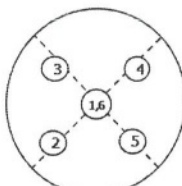
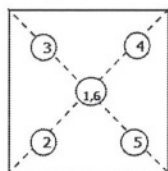
1. Repeatability of Reading:

Nominal Value (g)	Standard Deviation of Reading (g)
100	0.000033
200	0.000032

2. Off-Center Error:

A mass of 50 g was placed and moved to various position on pan.

The balance reading obtained is given in the table.



1	2	3	4	5	6	(Maximum Difference)
(g)	(g)	(g)	(g)	(g)	(g)	(g)
50.000	50.000	50.000	50.000	50.000	50.000	0.000

F-CS-012 Revision: 01 Date: 20-04-65



Calibration Report

Certificate No.: 2202934-001-01

Equipment:

Electronic Balance

Manufacturer: METTLER TOLEDO

Model: XSR204

Resolution: 0.0001 g

Serial No.: C117635043

ID No.: UAE.WAS.012/2564

Capacity: 220 g

Date of Calibration: 13 May 2022

Page 3 of 4

Calibration Results: (Continued)


Calibration Range: 0 - 200 g

Calibration Adjustment: Internal Calibration

3. Departure from Nominal Value:

Nominal Value (g)	Standard Value (g)	Average Reading (g)	Correction (g)	Uncertainty (± g)	Coverage Factor k
Unload	0.00000	0.0000	0.0000	0.000085	2.00
0.01	0.01000	0.0100	0.0000	0.000085	2.00
0.02	0.02000	0.0200	0.0000	0.000085	2.00
0.05	0.05000	0.0500	0.0000	0.000085	2.00
0.1	0.10001	0.1000	0.0000	0.000085	2.00
0.2	0.20001	0.2000	0.0000	0.000085	2.00
0.5	0.50002	0.5000	0.0000	0.000085	2.00
1	1.00001	1.0000	0.0000	0.000086	2.00
2	2.00003	2.0000	0.0000	0.000086	2.00
3	3.00004	3.0000	0.0000	0.000087	2.00
5	5.00002	5.0000	0.0000	0.000087	2.00
10	10.00001	10.0000	0.0000	0.000088	2.00
20	20.00004	20.0000	0.0000	0.000092	2.00
30	30.00005	30.0001	-0.0001	0.00010	2.00
40	40.00008	40.0001	0.0000	0.00011	2.00
45	45.00010	45.0001	0.0000	0.00013	2.00

F-CS-012 Revision: 01 Date: 20-04-65



Calibration Report

Certificate No.: 2202934-001-01

Equipment:

Electronic Balance

Manufacturer: METTLER TOLEDO

Model: XSR204

Resolution: 0.0001 g

Serial No.: C117635043

ID No.: UAE.WAS.012/2564

Capacity: 220 g

Date of Calibration: 13 May 2022

Page 4 of 4

Calibration Results: (Continued)

Calibration Range: 0 - 200 g

Calibration Adjustment: Internal Calibration

3. Departure from Nominal Value:

Nominal Value (g)	Standard Value (g)	Average Reading (g)	Correction (g)	Uncertainty (± g)	Coverage Factor k
50	50.00004	50.0001	-0.0001	0.00011	2.00
55	55.00006	55.0001	0.0000	0.00012	2.00
60	60.00005	60.0001	-0.0001	0.00012	2.00
65	65.00007	65.0002	-0.0001	0.00013	2.00
70	70.00008	70.0002	-0.0001	0.00013	2.00
75	75.00010	75.0002	-0.0001	0.00013	2.00
80	80.00009	80.0002	-0.0001	0.00014	2.00
85	85.00011	85.0002	-0.0001	0.00014	2.00
90	90.00012	90.0002	-0.0001	0.00015	2.00
100	100.00008	100.0003	-0.0002	0.00016	2.00
120	120.00011	120.0003	-0.0002	0.00018	2.00
150	150.00012	150.0004	-0.0003	0.00021	2.00
200	200.00015	200.0004	-0.0003	0.00028	2.00

The reported uncertainty of measurement was based on a standard uncertainty multiplied by a coverage factor, providing a level of confidence of approximately 95 %.

----- End -----

F-CS-012 Revision: 01 Date: 20-04-65





Request No. 25-65 / 0398

MTC. ACL.No. 486 / 65

CALIBRATION CERTIFICATE

NOMENCLATURE : 1. Atomic Absorption Spectrophotometer "Agilent Technologies"

Model AA240FS, Serial No. MY13160001

2. Working standard solution "Inorganic Ventures"

Multi Analyte Custom Grade Solution, Lot No. P2-MEB675610

SUBMITTED BY : United Analyst and Engineering Consultant Co., Ltd.

3 Soi Udomsuk41, Sukhumvit Road, Bangchak, Prakanong, Bangkok 10260

CALIBRATION PROCEDURE : 1. Performance Verification of Atomic Absorption Spectrophotometer
(WI-500-02-30)

2. Estimation Uncertainty of Measurement in Analytical Chemistry (QP-513)

REFERENCE MATERIAL : Traceable to NIST "Agilent Technologies", "Carlo Erba"

Cadmium Lot No. 0108047046, Chromium Lot No. 0106315418, Copper Lot No. 0107480530, Iron Lot No. 0104697566,
Lead Lot No. 0104659473, Manganese Lot No. T109228A, Nickel Lot No. 0104978044, Zinc Lot No. 0100792297

CALIBRATION RANGE: 0.02,0.10,0.30,0.50,0.70 mg/l at 228.8 nm.Cd, 0.10,0.20,0.30,0.50,0.70 mg/l at 357.9 nm.Cr,
0.05,0.10,0.30,0.50,0.70 mg/l at 324.7 nm.Cu, 0.10,0.30,0.50,0.70,1.00 mg/l at 248.3 nm.Fe, 0.20,0.50,0.70,1.00,1.50 mg/l
at 217.0 nm.Pb, 0.05,0.10,0.30,0.50,0.70 mg/l at 279.5 nm.Mn, 0.10,0.30,0.50,0.70,1.00 mg/l at 232.0 nm.Ni,
0.05,0.10,0.30,0.50,0.70 mg/l at 213.9 nm.Zn

AMBIENT CONDITIONS : Temperature 22 °C Relative humidity 60 %

The Atomic Absorption Spectrophotometer set has been calibrated against Reference Material traceable to National Institute of Standards and Technology (NIST) by The Analytical Chemistry Laboratory. The results are attached herewith.

Calibrated by [REDACTED]

(Mr. Danai Srithongkum)

Approved by..... [REDACTED]

(Mrs. Thippaya Junvee Fortune)

Director of Analytical Chemistry Laboratory

Ref. 2025265020400522001

Calibration Date : 3 February 2022

The results relate only to the items tested/calibrated or value assigned.

Advertising the Report/Certificate and publicity of the results except in full are prohibited unless written permission is obtained from the governor of TISTR.

FM.BL.MTC.002 Rev.4

Head Office

35 Mu 3 Tambon Khlong Ha, Amphoe Khlong Luang,
Changwat Pathumthani 12120, Thailand

Tel. (66) 0 2577 9000

Fax. (66) 0 2577 9009

E-mail : rumpa@tistr.or.th Website:www.tistr.or.th

Office/Laboratory

Soi 1C, Bangpoo Industrial Estate, Sukhumvit Road,
Amphoe Muang, Changwat Samutprakan 10280, Thailand

Tel. (66) 0 2323 1672-80 ext. 115, 116

Fax. (66) 0 2323 9165

E-mail : mtc@tistr.or.th

Office

196 Phahonyothin Road, Chatuchak, Bangkok 10900,
Thailand

Tel. (66) 0 2579 1121-30 ext. 5218, 5225, 5217

Fax. (66) 0 2579 8592

E-mail : sumalee@tistr.or.th

เอกสารไม่ควบคุม

CALIBRATION DATA

1. Noise Level in term of standard deviation

Element	Cd	Cr	Cu	Fe	Pb	Mn	Ni	Zn
Absorbance	-0.0004	0.0002	0.0007	0.0002	-0.0016	-0.0001	-0.0004	-0.0001
	0.0002	-0.0005	0.0010	0.0007	0.0000	-0.0003	0.0007	-0.0014
	-0.0002	0.0001	0.0008	0.0000	-0.0001	-0.0003	-0.0012	-0.0006
	0.0000	-0.0007	0.0007	0.0000	-0.0005	-0.0004	-0.0004	-0.0012
	0.0001	0.0004	0.0013	0.0014	-0.0001	-0.0001	0.0003	-0.0008
	0.0000	-0.0004	0.0003	-0.0012	-0.0005	-0.0007	-0.0004	-0.0008
	0.0000	-0.0009	0.0009	-0.0002	-0.0010	-0.0008	0.0007	-0.0003
	-0.0004	-0.0003	0.0015	0.0010	-0.0005	-0.0003	-0.0002	-0.0004
	0.0004	0.0008	0.0014	-0.0004	-0.0014	-0.0005	-0.0006	-0.0003
	-0.0006	-0.0013	0.0012	-0.0006	-0.0006	-0.0006	-0.0007	-0.0007
	0.0005	-0.0003	0.0014	-0.0004	-0.0008	-0.0003	-0.0006	-0.0011
	-0.0007	-0.0014	0.0004	-0.0001	-0.0001	0.0000	0.0000	-0.0003
	0.0008	0.0004	0.0005	-0.0006	-0.0008	0.0000	-0.0005	-0.0009
	0.0011	0.0002	0.0005	0.0017	-0.0016	-0.0008	0.0004	-0.0005
	0.0002	0.0010	0.0014	-0.0002	-0.0010	-0.0010	0.0002	-0.0001
	0.0001	-0.0011	0.0011	-0.0003	-0.0011	-0.0003	-0.0008	-0.0012
	0.0000	-0.0015	0.0009	-0.0010	-0.0011	-0.0013	0.0000	-0.0004
	0.0015	-0.0012	0.0005	0.0002	-0.0017	-0.0001	0.0005	-0.0002
	0.0006	0.0014	0.0010	0.0002	-0.0003	0.0001	-0.0006	-0.0010
	0.0001	0.0003	0.0003	-0.0001	-0.0004	-0.0002	-0.0001	-0.0001
Average Absorbance	0.000	0.000	0.001	0.000	-0.001	0.000	0.000	-0.001
Standard Deviation	0.0005	0.0008	0.0004	0.0007	0.0005	0.0004	0.0005	0.0004

Continue 2 / 5

INDUSTRIAL METROLOGY AND TESTING SERVICE CENTRE



The results relate only to the items tested/calibrated or value assigned.
Advertising the Report/Certificate and publicity of the results except in full are prohibited unless written permission is obtained from the governor of TISTR.

Head Office
35 Mu 3 Tambon Khlong Ha, Amphoe Khlong Luang,
Changwat Pathumthani 12120, Thailand
Tel. (66) 0 2577 9000
Fax. (66) 0 2577 9009
E-mail : rumpai@tistr.or.th Website:www.tistr.or.th

Office/Laboratory
Soi 1C, Bangpoo Industrial Estate, Sukhumvit Road,
Amphoe Muang, Changwat Samutprakan 10280, Thailand
Tel. (66) 0 2323 1672-80 ext. 115, 116
Fax. (66) 0 2323 9165
E-mail : mtc@tistr.or.th

Office
196 Phahonyothin Road, Chatuchak, Bangkok 10900,
Thailand
Tel. (66) 0 2572 4421-31 ext. 5212, 5235-5217
Fax. (66) 0 2579 8592
E-mail : sumalee@tistr.or.th

เอกสารไม่ควบคุม

FM.BL.MTC.002 Rev.4

Request No. 25-65 / 0398

2 / 5

MTC. ACL. No. 486 / 65

2. Precision

Element	Conc. (mg/l)	Absorbance										Ave. Abs.	SD	%RSD
Cd	0.02	0.0074	0.0062	0.0065	0.0062	0.0070	0.0068	0.0070	0.0065	0.0065	0.0069	0.007	0.0004	5.76
	0.30	0.0952	0.0959	0.0951	0.0957	0.0952	0.0950	0.0952	0.0948	0.0956	0.0943	0.095	0.0005	0.49
	0.70	0.2213	0.2180	0.2203	0.2208	0.2234	0.2211	0.2196	0.2219	0.2201	0.2194	0.221	0.0015	0.67
Cr	0.10	0.0096	0.0098	0.0097	0.0102	0.0106	0.0097	0.0098	0.0099	0.0103	0.0093	0.010	0.0004	3.83
	0.30	0.0309	0.0302	0.0300	0.0316	0.0306	0.0299	0.0309	0.0297	0.0311	0.0296	0.030	0.0007	2.20
	0.70	0.0659	0.0667	0.0664	0.0648	0.0656	0.0662	0.0658	0.0638	0.0638	0.0669	0.066	0.0011	1.70
Cu	0.05	0.0080	0.0075	0.0078	0.0075	0.0077	0.0081	0.0080	0.0075	0.0074	0.0076	0.008	0.0003	3.26
	0.30	0.0417	0.0419	0.0412	0.0421	0.0424	0.0420	0.0423	0.0403	0.0418	0.0415	0.042	0.0006	1.47
	0.70	0.0969	0.0965	0.0972	0.0957	0.0961	0.0958	0.0961	0.0963	0.0959	0.0972	0.096	0.0006	0.58
Fe	0.10	0.0090	0.0105	0.0078	0.0099	0.0091	0.0093	0.0096	0.0094	0.0093	0.0084	0.009	0.0007	8.11
	0.50	0.0462	0.0470	0.0464	0.0464	0.0467	0.0462	0.0467	0.0460	0.0468	0.0466	0.047	0.0003	0.67
	1.00	0.0867	0.0886	0.0910	0.0892	0.0897	0.0873	0.0892	0.0885	0.0888	0.0874	0.089	0.0013	1.43
Pb	0.20	0.0091	0.0095	0.0088	0.0087	0.0082	0.0094	0.0090	0.0087	0.0082	0.0090	0.009	0.0004	4.94
	0.70	0.0322	0.0321	0.0324	0.0318	0.0335	0.0326	0.0327	0.0315	0.0336	0.0321	0.032	0.0007	2.09
	1.50	0.0653	0.0645	0.0663	0.0664	0.0652	0.0671	0.0662	0.0666	0.0657	0.0648	0.066	0.0008	1.28
Mn	0.05	0.0092	0.0092	0.0097	0.0087	0.0085	0.0079	0.0096	0.0085	0.0084	0.0099	0.009	0.0007	7.33
	0.30	0.0616	0.0630	0.0632	0.0633	0.0634	0.0628	0.0640	0.0633	0.0640	0.0629	0.063	0.0007	1.08
	0.70	0.1396	0.1366	0.1386	0.1377	0.1386	0.1386	0.1396	0.1380	0.1374	0.1383	0.138	0.0009	0.67
Ni	0.10	0.0102	0.0092	0.0097	0.0104	0.0091	0.0105	0.0105	0.0096	0.0098	0.0102	0.010	0.0005	5.22
	0.50	0.0488	0.0489	0.0489	0.0495	0.0484	0.0490	0.0481	0.0492	0.0495	0.0492	0.049	0.0004	0.91
	1.00	0.0976	0.0979	0.0975	0.0992	0.0977	0.0973	0.0986	0.0962	0.0985	0.0982	0.098	0.0008	0.85
Zn	0.05	0.0340	0.0349	0.0340	0.0352	0.0337	0.0351	0.0344	0.0346	0.0349	0.0343	0.035	0.0005	1.49
	0.30	0.1669	0.1653	0.1628	0.1642	0.1657	0.1637	0.1659	0.1652	0.1654	0.1657	0.165	0.0012	0.72
	0.70	0.3456	0.3467	0.3445	0.3430	0.3422	0.3444	0.3437	0.3438	0.3435	0.3438	0.344	0.0013	0.37

Continue 3 / 5

INDUSTRIAL METROLOGY AND TESTING SERVICE CENTRE

The results relate only to the items tested/calibrated or value assigned.
Advertising the Report/Certificate and publicity of the results except in full are prohibited unless written permission is obtained from the governor of TISTR.

Head Office
35 Mu 3 Tambon Khlong Ha, Amphoe Khlong Luang,
Changwat Pathumthani 12120, Thailand
Tel. (66) 0 2577 9000
Fax. (66) 0 2577 9009
E-mail : rumpai@tistr.or.th Website:www.tistr.or.th

Office/Laboratory
Soi 1C, Bangpoo Industrial Estate, Sukhumvit Road,
Amphoe Muang, Changwat Samutprakan 10280, Thailand
Tel. (66) 0 2323 1672-80 ext. 115, 116
Fax. (66) 0 2323 9165
E-mail : mtc@tistr.or.th

Office
196 Phahonyothin Road, Chatuchak, Bangkok 10900,
Thailand
Tel. (66) 0 2572 1424-51
Fax. (66) 0 2579 8592
E-mail : sumalee@tistr.or.th

FM.BL.MTC.002 Rev.4

TISTR

เอกสารไม่ควบคุม

Request No. 25-65 / 0398

3 / 5

MTC. ACL. No. 486 / 65

3. Trueness

3.1 Reading on wavelength- Cadmium(Cd) at 228.8 nm.

Element	Standard Value of RM (mg/l)	Reading (mg/l)	Error of Measurement (mg/l)	Error of Measurement (%)	Uncertainty (mg/l)
Cd	0.02004	0.019	-0.001	5.19	± 0.004
	0.30060	0.291	-0.010	3.19	± 0.006
	0.70140	0.678	-0.023	3.34	± 0.012

3.2 Reading on wavelength- Chromium (Cr) at 357.9 nm.

Element	Standard Value of RM (mg/l)	Reading (mg/l)	Error of Measurement (mg/l)	Error of Measurement (%)	Uncertainty (mg/l)
Cr	0.1002	0.101	0.001	0.80	± 0.007
	0.3006	0.298	-0.003	0.86	± 0.012
	0.7014	0.635	-0.066	9.47	± 0.023

3.3 Reading on wavelength- Copper (Cu) at 324.7 nm.

Element	Standard Value of RM (mg/l)	Reading (mg/l)	Error of Measurement (mg/l)	Error of Measurement (%)	Uncertainty (mg/l)
Cu	0.0502	0.046	-0.004	8.37	± 0.004
	0.3012	0.295	-0.006	2.06	± 0.010
	0.7028	0.694	-0.009	1.25	± 0.021

Continue 4 / 5

INDUSTRIAL METROLOGY AND TESTING SERVICE CENTRE

The results relate only to the items tested/calibrated or value assigned.

Advertising the Report/Certificate and publicity of the results except in full are prohibited unless written permission is obtained from the governor of TISTR.

FM.BL.MTC.002 Rev.4

Head Office

35 Mu 3 Tambon Khlong Ha, Amphoe Khlong Luang,
Changwat Pathumthani 12120, Thailand

Tel. (66) 0 2577 9000

Fax. (66) 0 2577 9009

E-mail : rumpai@tistr.or.th Website:www.tistr.or.th

Office/Laboratory

Soi 1C, Bangpoo Industrial Estate, Sukhumvit Road,
Amphoe Muang, Changwat Samutprakan 10280, Thailand

Tel. (66) 0 2323 1672-80 ext. 115, 116

Fax. (66) 0 2323 9165

E-mail : mtc@tistr.or.th

Office

196 Phahonyothin Road, Chatuchak, Bangkok 10900,
Thailand

Tel. (66) 0 2572 1125-3

Fax. (66) 0 2579 8592

E-mail : sumalee@tistr.or.th

เอกสารไม่ควบคุม

Request No. 25-65 / 0398

4 / 5

MTC. ACL. No. 486 / 65

3.4 Reading on wavelength- Iron (Fe) at 248.3 nm.

Element	Standard Value of RM (mg/l)	Reading (mg/l)	Error of Measurement (mg/l)	Error of Measurement (%)	Uncertainty (mg/l)
Fe	0.1003	0.106	0.006	5.68	± 0.008
	0.5015	0.522	0.021	4.09	± 0.017
	1.0030	0.993	-0.010	1.00	± 0.032

3.5 Reading on wavelength- Lead (Pb) at 217.0 nm.

Element	Standard Value of RM (mg/l)	Reading (mg/l)	Error of Measurement (mg/l)	Error of Measurement (%)	Uncertainty (mg/l)
Pb	0.1988	0.197	-0.002	0.91	± 0.014
	0.6958	0.722	0.026	3.77	± 0.022
	1.4910	1.463	-0.028	1.88	± 0.041

3.6 Reading on wavelength- Manganese (Mn) at 279.5 nm.

Element	Standard Value of RM (mg/l)	Reading (mg/l)	Error of Measurement (mg/l)	Error of Measurement (%)	Uncertainty (mg/l)
Mn	0.04955	0.054	0.004	8.98	± 0.004
	0.29730	0.317	0.0197	6.63	± 0.006
	0.69370	0.682	-0.0117	1.69	± 0.012

Continue 5 / 5

INDUSTRIAL METROLOGY AND TESTING SERVICE CENTRE

The results relate only to the items tested/calibrated or value assigned.

Advertising the Report/Certificate and publicity of the results except in full are prohibited unless written permission is obtained from the governor of TISTR.

FM.BL.MTC.002 Rev.4

Head Office

35 Mu 3 Tambon Khlong Ha, Amphoe Khlong Luang,
Changwat Pathumthani 12120, Thailand
Tel. (66) 0 2577 9000
Fax. (66) 0 2577 9009
E-mail : rumpai@tistr.or.th Website:www.tistr.or.th

Office/Laboratory

Soi 1C, Bangpoo Industrial Estate, Sukhumvit Road,
Amphoe Muang, Changwat Samutprakan 10280, Thailand
Tel. (66) 0 2323 1672-80 ext. 115, 116
Fax. (66) 0 2323 9165
E-mail : mtc@tistr.or.th

Office

196 Phahonyothin Road, Chatuchak, Bangkok 10900,
Thailand
Tel. (66) 0 2572 1121-31 ext. 5219, 5225-5217
Fax. (66) 0 2579 8592
E-mail : sumalee@tistr.or.th

เอกสารไม่ควบคุม

Request No. 25-65 / 0398

5 / 5

MTC. ACL. No. 486 / 65

3.7 Reading on wavelength- Nickel (Ni) at 232.0 nm.

Element	Standard Value of RM (mg/l)	Reading (mg/l)	Error of Measurement (mg/l)	Error of Measurement (%)	Uncertainty (mg/l)
Ni	0.099	0.102	0.003	3.03	± 0.007
	0.495	0.489	-0.006	1.21	± 0.010
	0.990	0.975	-0.015	1.52	± 0.020

3.8 Reading on wavelength- Zinc (Zn) at 213.9 nm.

Element	Standard Value of RM (mg/l)	Reading (mg/l)	Error of Measurement (mg/l)	Error of Measurement (%)	Uncertainty (mg/l)
Zn	0.050	0.050	0.000	0.00	± 0.012
	0.300	0.307	0.007	2.33	± 0.011
	0.700	0.660	-0.040	5.71	± 0.015

Remark : The reported uncertainty is an expanded uncertainty calculated using a coverage factor of 2 ($k = 2$) which gives a level of confidence of approximately 95%

Calibrated by [Redacted]
(Mr. Danai Srithongkum)

Approved by [Redacted]
[Redacted] Mrs. Thippaya Junvee Fortune)
Director of Analytical Chemistry Laboratory
Calibration date : 3 February 2022

INDUSTRIAL METROLOGY AND TESTING SERVICE CENTRE

The results relate only to the items tested/calibrated or value assigned.
Advertising the Report/Certificate and publicity of the results except in full are prohibited unless written permission is obtained from the governor of TISTR.

FM.BL.MTC.002 Rev.4

Head Office

35 Mu 3 Tambon Khlong Ha, Amphoe Khlong Luang,
Changwat Pathumthani 12120, Thailand
Tel. (66) 0 2577 9000
Fax. (66) 0 2577 9009
E-mail : rumpai@tistr.or.th Website:www.tistr.or.th

Office/Laboratory

Soi 1C, Bangpoo Industrial Estate, Sukhumvit Road,
Amphoe Muang, Changwat Samutprakan 10280, Thailand
Tel. (66) 0 2323 1672-80 ext. 115, 116
Fax. (66) 0 2323 9165
E-mail : mtc@tistr.or.th

Office

196 Phahonyothin Road, Chatuchak, Bangkok 10900,
Thailand
Tel. (66) 0 2572 1124-31 ext. 5819, 6285-5817
Fax. (66) 0 2579 8592
E-mail : sumalee@tistr.or.th

เอกสารไม่ควบคุม



Agilent 5110 and 5100 ICP-OES Preventive Maintenance Checklist

Agilent Preventive Maintenance provides factory recommended service for your analytical systems to assure reliable operation and the accuracy of your results. Delivered by highly-trained and certified service engineers using genuine Agilent parts and supplies, Agilent Preventive Maintenance provides everything you need to reduce unplanned downtime and keep your systems operating at their peak.

For more information about Agilent Technologies services please visit our web site using the following URL <http://www.agilent.com/en-us/services/analytical-instrument-services>

Customer Information

- Customers should provide all necessary operating supplies upon request of the engineer.
- For customers using HF applications, the instrument should be returned to its standard sample introduction system.
- A customer representative should be available to the engineer while performing the preventive maintenance procedures.
- Any parts, not included in the Parts Lists section of this document, are not part of the recommended Preventive Maintenance service, nor are they included in the price of this service.
- If a system requires the use of additional or special procedures and/or parts for the instrument service, then these must be ordered separately and charged as a repair, which may incur additional

Service Engineer's Responsibilities

- Only complete/printout pages that relate to the system being serviced.
- Complete empty fields with the relevant information.
- Complete the relevant checkboxes in the checklist using a "X" or tick mark "✓" in the checkbox.
- Complete Not Applicable check boxes to indicate services not delivered, as needed.
- Complete the PM service in the order of the tasks listed.
- Complete the Service Review section together with the customer.

**Agilent 5110 and 5100 ICP-OES
Preventive Maintenance Checklist****System Information**

Instrument system name and ID	ICP-OES 5110 VDV
Instrument system site and location	UAE Consultant
List system component product numbers	List the serial numbers of each component
1. 83015A	1. MY18030001
2.	2.
3.	3.
4.	4.
5.	5.
6.	6.
7.	7.
8.	8.
9.	9.
10.	10.

ICP-OES Configuration table	Circle the type or write in the type if other
Nebulizer Type	SeaSpray OneNeb other
Spray Chamber	Cyclonic Single Pass Cyclonic Double Pass other
Torch	Radial Dual View other
Injector Diameter	2.4mm 1.8mm 1.4mm 0.8mm other
Injector Material	Quartz Ceramic other



Agilent 5110 and 5100 ICP-OES Preventive Maintenance Checklist

General Preparation

- ☒ Discuss any specific questions or issues with the customer prior to starting.
- ☒ Review the instrument logbook.
- ☒ Perform general external inspection of system for cleanliness.
- ☒ Check for proper installation of safety-related parts, assemblies, sensors etc.
- ☒ Check for required firmware/software updates and verify with customers if they would like it installed.
- ☐ For HF application systems, if standard sample introduction system was not installed, ask the customer to install it. *NA*
- ☒ Run Instrument Performance test and record results in Instrument Performance Test Results Table - Pre PM.

Inspect and clean the system

- ☒ Look for any obvious external damage or problems.
- ☒ Inspect water cooling hoses, gas lines and power cord for excessive wear or damage.
- ☒ Perform a general internal inspection of the system for excessive dust accumulation, clean if necessary.
- ☒ Inspect sample introduction components and record any required maintenance in the Service Engineer Comments and notify the customer as the required actions required.
- ☒ Record the instrument operating conditions in the ICP-OES Status Results Table.
- ☒ Replace the polychromator purge filter.
- ☒ Replace the radial pre-optics window
- ☒ Replace the axial pre-optics window for SVDV and VDV instruments.
- ☒ Check exhaust flow for the correct positive extraction at the exhaust duct to insure they meet minimum specifications.
- ☒ Replace air inlet dust filter.
- ☐ Replace high capacity air inlet dust filter element if installed. *NA*
- ☒ Remove and clean instrument water inlet filter.

Agilent Water Recirculator

- ☐ **Section NOT Applicable**
- ☒ Drain cooling fluid and remove any particles from the chiller reservoir
- ☒ Remove, clean, and reinstall water inlet metal mesh filter if present.
- ☒ Re fill with Polyclear Plus cooling fluid.
- ☒ Clean the cooling system Air filter and the condenser.



**Agilent 5110 and 5100 ICP-OES
Preventive Maintenance Checklist**

SPS 3 Auto Sampler

☒ **Section NOT Applicable**

- ☐ Power cycle the autosampler and verify successful initialization.
- ☐ Inspect X and Z axis belts for wear. Replace is necessary.
- ☐ Clean X and Z axis slide shafts.
- ☐ Using customer's racks and the Agilent software move the sample probe to the 4 outermost corners and rinse port, ensure that the probe is approximately centered in the vial.

SPS 4 Auto Sampler

☒ **Section NOT Applicable**

- ☐ Clean the spill tray, rack location mat, end frames and chassis with a damp soft cloth and diluted mild detergent.
- ☐ Clean the auto sampler cover panels, if cover kit is installed, with domestic window cleaner
- ☐ Check the X-axis and Z-axis drive belts for cracks, splits, damaged teeth, excessive fraying, color changes or degradation from fumes.
- ☐ Check the X-axis, Theta-axis and Z-axis FFC cables for cracks, incorrect positioning, damaged edges or damaged connectors.
- ☐ Pump Tubing Replacement. Replace peristaltic pump tubing. Replace all tubing that goes from the rinse station to the pump and from the pump to the waste/rinse bottles

AVS 4, 6, 7

☒ **Section NOT Applicable**

- ☐ Replace valve rotor seal
- ☐ Check fittings for signs of leaks
- ☐ Check tubing including autosampler tubing for kinks or excessive wear
- ☐ Check high flow pump for signs of leaks

Instrument Adjustment

- ☒ Check position of Zn peak, adjust if required.
- ☒ Check Argon Ratio, adjust to specified value if required.
- ☒ Perform Detector Calibration.
- ☒ Perform Instrument Calibration.
- ☒ Run Instrument Performance Test and record results in Instrument Performance Test Results Table - Post PM.
- ☒ For systems using ICP Expert version 7.3 and above run the following Instrument tests and record the result in the Instrument Test Results Table
 - ☒ Subsystem Communications Test
 - ☒ Air Flow



Agilent 5110 and 5100 ICP-OES Preventive Maintenance Checklist

- ☒ Water Flow
- ☒ Gas Flows
- ☒ RF Generator
- ☒ Camera Test
- ☒ Optics Test
- ☒ Nebulizer Test

Instrument Performance Test Results Table

Note: These measurements do not form part of any specification and are for reference only.

	Pre PM Sensitivity Check		Post PM Sensitivity Check	
	Radial	Axial *	Radial	Axial*
Zn 213.857 nm SRBR	4082.3	7856.1	4192.8	2920.7
Mn 257.610 nm SRBR	11415.2	30884.7	11993.6	34460.9
Al 396.152 nm SBR	7.8	15.7	8.7	13.5
K 766.491 nm SBR	5.3	39.9	5.7	44.6

* Axial result is not applicable for G8016AA, G8012AA Radial View instruments.

Instrument Test Results Table

Note: The Instrument Test results are for systems using ICP Expert version 7.3 and above only.

Instrument Test	Result
Subsystem Communications Test	PASS
Air Flow	PASS
Water Flow	PASS
Gas Flows	PASS
RF Generator	PASS
Camera Test	PASS
Optics Test	PASS
Nebulizer test	PASS



Agilent 5110 and 5100 ICP-OES Preventive Maintenance Checklist

ICP-OES Status Results Table

Note: These measurements do not form part of any specification and are for reference only.

Measurement	Standby Mode		Plasma On	
Mains Voltage	225.767	VAC	194.510	VAC
Mains Current	0.229	A	3.233	A
Instrument Temperature	23.4	°C	23.5	°C
RF Air Flow (sensor speed)	14.0	Hz	19.0	Hz
Plasma Exhaust Temperature	No measurement		65.0	°C
Water Flow Oscillator	No measurement		2.03	L/min
Water Flow Detector	0.00	L/min	1.37	L/min
Water Inlet Temperature	19.2	°C	17.8	°C
Polychromator Temperature	35.0	°C	35.0	°C
CCD Temperature	26.9	°C	-39.7	°C
Thermal Stabilizer	35.0	°C	35.0	°C
Argon Supply Pressure	629.25	kPa	629.57	kPa
Purge Gas Supply Pressure*1	691.74	kPa	655.67	kPa
Option Gas Supply Pressure*1	—	kPa	—	kPa
Nebulizer Flow	No measurement		0.80	L/min
Nebulizer Back Pressure	No measurement		247.05	kPa
Plasma Gas Flow	No measurement		15.00	L/min
Auxiliary Gas Flow	No measurement		1.20	L/min
RF Power	No measurement		1207.1	W
RF Supply Current	No measurement		8.233	A
RF Supply Voltage	No measurement		194.510 V	V

*1 If option installed



Agilent 5110 and 5100 ICP-OES Preventive Maintenance Checklist

ICP-OES Parts List Table

Part description	Part Number	Product /Model # where used	Quantity Consumed
Axial Pre-Optic Window	G8010-68014	G8010A, G8011A, G8014A/G8015A	1
Radial Pre-Optic Window	G8010-68015	All	1
Polyclear Plus Cooling Fluid	G3292-80012	Agilent Water Recirculator	-
Purge Gas Filter	G8010-60136	All	1
Air inlet filter	G8000-68002	All	1
High Capacity Air Filter	G8010-60189	Optional	-
Rotor seal for 6-7 port valve for AVS6/7	G8494-60002	G8494A/G8495	-
Rotor seal for 4 port valve for AVS4	G8493-60002	G8493A	-
Rinse solution to rinse station 2.5mm id x 1m	G8410-80123	SPS 4	-
Barb connector 2.5mm-1.5mm ID	G8410-80124	SPS 4	-
PVC waste tubing, 8mm od x 5mm id, 2m	G8410-80122	SPS 4	-
Additional Parts may be required from engineers stock:			
X axis drive belt	5410047500	SPS 3	-
Z axis drive belt	5410047400	SPS 3	-
Peristaltic pump tubing, PVC SolvaFlex, 3 bridged,	3710049000	SPS 4	-

Restore system

For HF applications, ask the customer to reinstall their sample introduction system.

Leave system in an idle state: on and purging.

Guidance: If the PM service is performed prior to a qualification service, then use the qualification procedure as a guide for final instrument set up and checkout.

Service Review

- ☒ Affix the PM sticker to the system or instrument logbook based on the customer's request.
- ☒ Complete the Service Engineer Comments section below if there are additional comments.



**Agilent 5110 and 5100 ICP-OES
Preventive Maintenance Checklist**

- ☒ Review the service and any test results with the customer.
- ☒ If the Instrument firmware was updated, record the details of the change in the Service Engineer's Comments box below or if necessary, in the customer's IQ records.

Service Engineer Comments (optional)

If there are any specific points you wish to note as part of performing the installation or other items of interest for the customer, please write in this box.

Other Important Customer Web Links


How to get information on your product:

- ☐ Literature Library - <http://www.agilent.com/en-us/products/icp-oes/icp-oes-systems/5110-icp-oes#literature>
- ☐ Need to know more? - <http://www.agilent.com/crosslab/university/>
- ☐ Need technical support, FAQs? - <http://www.agilent.com/en-us/support/landing/icp-oes>
- ☐ Need supplies? - www.agilent.com/chem/supplies

Service Completion

Service request number 6004387217 Date service completed 09/12/21

Agilent signature



Customer signature



Document part number: G8014-90075

Report Summary

Instrument Model	Agilent 5100/5110 VDV ICP-OES
Instrument ID	G8011A/G8015A
Instrument Serial Number	MY18030001
Software Version	7.3.1.9507
Firmware Version	3442
Tested By	Nukoon L.
Test Completed On	12/9/2021 9:14:59 AM

Result Summary

Subsystem Communications Test	Skipped
Air Flow Test	Skipped
Water Flow Test	Skipped
Gas Flows Test	Skipped
RF Generator Test	Skipped
Camera Test	Skipped
Optics Test	Skipped
Advanced Valve System Test	Skipped
Resolution Test	Pass
Sensitivity Test	Pass
Precision Test	Pass

Resolution Test			Pass
Element Wavelength	Specification	Width	
N (174.213 nm)	≤ 9.40	7.27	
As (188.980 nm)	≤ 8.20	6.23	
C (193.027 nm)	≤ 11.50	8.26	
Mo (202.032 nm)	≤ 8.20	6.42	
Cr (206.158 nm)	≤ 13.40	9.27	
Zn (213.857 nm)	≤ 8.70	6.77	
Pb (220.353 nm)	≤ 9.50	7.12	
Co (228.615 nm)	≤ 17.20	11.88	
Ba (230.424 nm)	≤ 9.40	7.36	
Mn (257.610 nm)	≤ 13.30	9.52	
Mn (260.568 nm)	≤ 20.30	14.30	
Cr (267.716 nm)	≤ 11.00	7.99	
Cu (324.754 nm)	≤ 25.00	19.06	
Cu (327.395 nm)	≤ 14.20	11.32	
Sr (338.071 nm)	≤ 33.50	24.39	
Ba (455.403 nm)	≤ 44.00	33.86	
Sr (460.733 nm)	≤ 36.00	17.38	
Ba (493.408 nm)	≤ 36.00	25.53	
Ba (614.171 nm)	≤ 42.00	24.99	
Ar (675.283 nm)	≤ 74.00	59.49	
K (766.491 nm)	≤ 80.00	65.27	

Sensitivity Test			Pass		
Radial					
Element Wavelength	Specification	Method	Ratio	Standard	Blank
As (188.980 nm)	≥ 46.0	SRBR	167.2	1131.3	42.4
Se (196.026 nm)	≥ 41.0	SRBR	119.1	1177.1	84.2
Zn (213.857 nm)	≥ 1421.0	SRBR	4082.3	49908.2	148.6
Pb (220.353 nm)	≥ 46.0	SRBR	191.1	2682.8	172.6
Mn (257.610 nm)	≥ 3518.0	SRBR	11415.2	265002.2	536.8
Al (396.152 nm)	≥ 3.4	SBR	7.8	49838.0	5676.5
Ba (493.408 nm)	≥ 34.0	SBR	116.1	1999041.4	17066.5
K (766.491 nm)	≥ 1.8	SBR	5.3	101078.4	16104.6
Axial					
Element Wavelength	Specification	Method	Ratio	Standard	Blank
As (188.980 nm)	≥ 208.0	SRBR	252.9	3214.2	147.0
Se (196.026 nm)	≥ 159.0	SRBR	216.2	3839.7	272.2
Zn (206.200 nm)	≥ 234.0	SRBR	1203.3	14046.1	133.7
Zn (213.857 nm)	≥ 1743.0	SRBR	7856.1	171323.1	472.9
Cd (214.439 nm)	≥ 4227.0	SRBR	7054.9	129539.3	335.4
Pb (220.353 nm)	≥ 320.0	SRBR	531.7	13218.2	566.2
Mn (257.610 nm)	≥ 10625.0	SRBR	30884.7	1314844.0	1807.4
Cr (267.716 nm)	≥ 1048.0	SRBR	4442.1	174420.3	1515.1
Cu (324.754 nm)	≥ 19.0	SBR	50.7	374603.6	7249.0
Al (396.152 nm)	≥ 6.0	SBR	15.7	279915.3	16790.4
Ba (493.408 nm)	≥ 60.0	SBR	209.7	10899956.6	51728.3
K (766.491 nm)	≥ 24.0	SBR	38.9	1983197.5	49746.6

Precision Test**Pass****Radial**

Element Wavelength	Specification	Measured Value % RSD
As (188.980 nm)	≤ 2.60	0.81
Se (196.026 nm)	≤ 2.60	1.21
Zn (213.857 nm)	≤ 1.50	0.39
Pb (220.353 nm)	≤ 2.60	0.41
Mn (257.610 nm)	≤ 1.50	0.45
Al (396.152 nm)	≤ 1.50	0.41
Ba (493.408 nm)	≤ 1.50	0.51
K (766.491 nm)	≤ 1.50	0.36

Axial

Element Wavelength	Specification	Measured Value % RSD
As (188.980 nm)	≤ 1.50	0.51
Se (196.026 nm)	≤ 1.50	0.73
Zn (206.200 nm)	≤ 1.50	0.30
Zn (213.857 nm)	≤ 1.50	0.37
Cd (214.439 nm)	≤ 1.50	0.36
Pb (220.353 nm)	≤ 1.50	0.28
Mn (257.610 nm)	≤ 1.50	0.63
Cr (267.716 nm)	≤ 1.50	0.30
Cu (324.754 nm)	≤ 1.50	0.54
Al (396.152 nm)	≤ 1.50	0.45
Ba (493.408 nm)	≤ 1.50	0.64
K (766.491 nm)	≤ 1.50	0.56

Report Summary

Instrument Model	Agilent 5100/5110 VDV ICP-OES
Instrument ID	G8011A/G8015A
Instrument Serial Number	MY18030001
Software Version	7.3.1.9507
Firmware Version	3442
Tested By	Nukoon L.
Test Completed On	12/9/2021 12:55:49 PM

Result Summary

Subsystem Communications Test	Skipped
Air Flow Test	Skipped
Water Flow Test	Skipped
Gas Flows Test	Skipped
RF Generator Test	Skipped
Camera Test	Skipped
Optics Test	Pass
Advanced Valve System Test	Skipped
Resolution Test	Pass
Sensitivity Test	Pass
Precision Test	Pass

Optics Test**Pass**

	Radial	Axial
Intensity	5296135	5755042
Wavelength	737.212	737.212

Resolution Test		Pass
Element Wavelength	Specification	Width
N (174.213 nm)	≤ 9.40	7.22
As (188.980 nm)	≤ 8.20	6.15
C (193.027 nm)	≤ 11.50	8.22
Mo (202.032 nm)	≤ 8.20	6.33
Cr (206.158 nm)	≤ 13.40	9.21
Zn (213.857 nm)	≤ 8.70	6.87
Pb (220.353 nm)	≤ 9.50	7.02
Co (228.615 nm)	≤ 17.20	11.81
Ba (230.424 nm)	≤ 9.40	7.46
Mn (257.610 nm)	≤ 13.30	9.49
Mn (260.568 nm)	≤ 20.30	14.19
Cr (267.716 nm)	≤ 11.00	7.90
Cu (324.754 nm)	≤ 25.00	18.92
Cu (327.395 nm)	≤ 14.20	11.32
Sr (338.071 nm)	≤ 33.50	24.29
Ba (455.403 nm)	≤ 44.00	33.68
Sr (460.733 nm)	≤ 36.00	17.64
Ba (493.408 nm)	≤ 36.00	25.56
Ba (614.171 nm)	≤ 42.00	24.75
Ar (675.283 nm)	≤ 74.00	59.18
K (766.491 nm)	≤ 80.00	65.19

Sensitivity Test			Pass		
Radial					
Element Wavelength	Specification	Method	Ratio	Standard	Blank
As (188.980 nm)	≥ 46.0	SRBR	154.8	1242.3	58.5
Se (196.026 nm)	≥ 41.0	SRBR	117.4	1259.6	97.9
Zn (213.857 nm)	≥ 1421.0	SRBR	4192.8	52402.6	155.3
Pb (220.353 nm)	≥ 46.0	SRBR	196.4	2814.2	179.9
Mn (257.610 nm)	≥ 3518.0	SRBR	11993.6	281210.1	547.6
Al (396.152 nm)	≥ 3.4	SBR	8.7	55103.6	5662.9
Ba (493.408 nm)	≥ 34.0	SBR	125.4	2152916.9	17032.2
K (766.491 nm)	≥ 1.8	SBR	5.7	107906.7	16079.8
Axial					
Element Wavelength	Specification	Method	Ratio	Standard	Blank
As (188.980 nm)	≥ 208.0	SRBR	297.5	4054.8	170.4
Se (196.026 nm)	≥ 159.0	SRBR	260.2	4794.9	298.5
Zn (206.200 nm)	≥ 234.0	SRBR	1305.9	16162.3	150.3
Zn (213.857 nm)	≥ 1743.0	SRBR	8920.7	200915.6	504.7
Cd (214.439 nm)	≥ 4227.0	SRBR	7958.3	149327.5	350.4
Pb (220.353 nm)	≥ 320.0	SRBR	606.7	15244.5	584.0
Mn (257.610 nm)	≥ 10625.0	SRBR	34460.9	1493092.8	1872.5
Cr (267.716 nm)	≥ 1048.0	SRBR	5018.6	198000.6	1532.6
Cu (324.754 nm)	≥ 19.0	SBR	57.5	423683.7	7248.6
Al (396.152 nm)	≥ 6.0	SBR	18.5	320004.9	16441.4
Ba (493.408 nm)	≥ 60.0	SBR	233.3	11882915.4	50714.5
K (766.491 nm)	≥ 24.0	SBR	44.6	2218974.4	48657.9

Precision Test**Pass**

Radial

Element Wavelength	Specification	Measured Value % RSD
As (188.980 nm)	≤ 2.60	1.38
Se (196.026 nm)	≤ 2.60	0.91
Zn (213.857 nm)	≤ 1.50	0.38
Pb (220.353 nm)	≤ 2.60	0.44
Mn (257.610 nm)	≤ 1.50	0.43
Al (396.152 nm)	≤ 1.50	0.38
Ba (493.408 nm)	≤ 1.50	0.66
K (766.491 nm)	≤ 1.50	0.36

Axial

Element Wavelength	Specification	Measured Value % RSD
As (188.980 nm)	≤ 1.50	0.61
Se (196.026 nm)	≤ 1.50	0.52
Zn (206.200 nm)	≤ 1.50	0.36
Zn (213.857 nm)	≤ 1.50	0.33
Cd (214.439 nm)	≤ 1.50	0.41
Pb (220.353 nm)	≤ 1.50	0.36
Mn (257.610 nm)	≤ 1.50	0.74
Cr (267.716 nm)	≤ 1.50	0.25
Cu (324.754 nm)	≤ 1.50	0.71
Al (396.152 nm)	≤ 1.50	0.44
Ba (493.408 nm)	≤ 1.50	0.73
K (766.491 nm)	≤ 1.50	0.97

Report Summary

Instrument Model	Agilent 5100/5110 VDV ICP-OES
Instrument ID	G8011A/G8015A
Instrument Serial Number	MY18030001
Software Version	7.3.1.9507
Firmware Version	3442
Tested By	Nukoon L.
Test Completed On	12/9/2021 1:34:10 PM

Result Summary

Subsystem Communications Test	Pass
Air Flow Test	Pass
Water Flow Test	Pass
Gas Flows Test	Pass
RF Generator Test	Pass
Camera Test	Pass
Optics Test	Skipped
Advanced Valve System Test	Skipped
Resolution Test	Skipped
Sensitivity Test	Skipped
Precision Test	Skipped

Subsystem Communications Test **Pass**

Air Flow Test **Pass**

30% Air Flow (relative speed)	75% Air Flow (relative speed)
15.00	19.00

Water Flow Test **Pass**

RF Water Flow(L/min)	Camera Water Flow (L/min)	Water Inlet Temperature (°C)
1.98	1.36	17.16

Gas Flows Test**Pass**

Nebulizer Target Flow	Actual Flow	Back Pressure	Auxiliary Target Flow	Actual Flow	Back Pressure
0.70	0.70	203.80	2.00	1.99	108.66
Makeup Target Flow	Actual Flow	Back Pressure	Plasma Target Flow	Actual Flow	Back Pressure
2.00	2.00	113.89	18.00	17.93	24.24

RF Generator Test**Pass**

RF Power Supply Test	Passed
RF Power Supply (V)	141.475
RF Oscillator Test	Passed
RF Oscillator Frequency (MHz)	25.874
Work Coil Current (A)	45.931
RF Power Supply Current (A)	2.000

Camera Test**Pass**

	Integration Time (ms)	Standard Deviation	Status
Electronic Offset Test	1000	5.261	Passed
Dark Current Test	6000	0.734	Passed
Array Test	5	0.024	Passed
Linearity Test		0.118	Passed

CERTIFICATE OF CALIBRATION

Certificate No. : SP22-007

Page 1 of 5

Customer : United Analyst and Engineering Consultant Co.,Ltd. (Head Office)**Address :** 3 Soi Udomsuk 41, Sukhumvit Road, Bangchak, Phrakhanong,
Bangkok 10260**Location of calibration :** Laboratory 315**Equipment :** UV-Vis Spectrophotometer**Manufacturer :** Hitachi**Model :** U-1900**Serial No. :** 2021-064**ID No. :** UAE.WAS.006/2552**Received Date :** 20 January 2022**Calibration Date :** 20 January 2022**Issue Date :** 24 January 2022**Condition Instrument :** Good**Calibrated by :**

(Mr.Tanawut Rittidach)

Technical Manager

Approved by :

(Ms. Chonthicha Sangngern)

Quality Manager

The calibration result is applied only to the above calibrated item and was found accurate as shown on date and place of calibration only.

The measurement capability of the laboratory and its traceability to recognized national standards and to the unit of measurement realized at the corresponding national standards laboratory. This certificate may not be reproduced other than in full except with the prior written approval of the DQE Services Co., Ltd.

REPORT OF CALIBRATION

Certificate No. : SP22-007

Page 2 of 5

Environment Condition : Ambient Temperature 25 ± 5 °CRelative humidity 55 ± 20 %RH**Calibration method :** In-house method CP-01 Based on ASTM E275-08**Certified Reference Materials :**

Material	Serial No.	Certificate No.	Due date
Absorbance Standard set	25760	95935	22 October 2023
Absorbance Standard set	25757	95929	22 October 2023
Wavelength Standard set	25806	95916	22 October 2023
Wavelength Standard set	25758	95915	22 October 2023

Traceability This certification is traceable to the International System of Unit maintained at National -

Institute of Standards and Technology (NIST) through Starna Scientific Limited

Spectral Band Width of UUC : 4.0 nm.**Scan Speed of UUC :** 200 nm/min**Scan Interval of UUC :** 0.1 nm.**Resolution of UUC:** Photometric 0.001 Abs.

Wavelength 0.1 nm.

REPORT OF CALIBRATION

Certificate No. : SP22-007

Page 3 of 5

Calibration Results : Without adjustment

Photometric Accuracy :

Wavelength (nm.)	CRMs Values (Abs)	UUC Reading (Abs)	Correction (Abs)	Uncertainty (Abs)	Coverage factor <i>k</i>
420	0.0000	0.000	0.0000	0.0028	2.00
	0.5787	0.577	0.0017	0.0031	2.00
	1.0490	1.050	-0.0010	0.0029	2.00
	2.1900	2.183	0.0070	0.0080	2.00
440	0.0000	0.000	0.0000	0.0028	2.00
	0.5607	0.560	0.0007	0.0034	2.00
	1.0247	1.023	0.0017	0.0035	2.00
	2.1229	2.118	0.0049	0.0079	2.00
465	0.0000	0.000	0.0000	0.0028	2.00
	0.5236	0.521	0.0026	0.0030	2.00
	0.9634	0.963	0.0004	0.0029	2.00
	1.9763	1.974	0.0023	0.0070	2.00
546.1	0.0000	0.000	0.0000	0.0028	2.00
	0.5191	0.518	0.0011	0.0031	2.00
	1.0003	1.000	0.0003	0.0033	2.00
	1.9987	1.996	0.0027	0.0084	2.00
590	0.0000	0.000	0.0000	0.0028	2.00
	0.5523	0.552	0.0003	0.0030	2.00
	1.0809	1.082	-0.0011	0.0030	2.00
	2.0391	2.033	0.0061	0.0079	2.00
635	0.0000	0.000	0.0000	0.0028	2.00
	0.5601	0.562	-0.0019	0.0031	2.00
	1.0512	1.052	-0.0008	0.0030	2.00
	1.9294	1.925	0.0044	0.0079	2.00

REPORT OF CALIBRATION

Certificate No. : SP22-007

Page 4 of 5

Photometric Accuracy :

Wavelength (nm.)	CRMs Values (Abs)	UUC Reading (Abs)	Correction (Abs)	Uncertainty (Abs)	Coverage factor <i>k</i>
235	0.0000	0.000	0.0000	0.0050	2.00
	0.7478	0.746	0.0018	0.0057	2.00
257	0.0000	0.000	0.0000	0.0050	2.00
	0.8686	0.861	0.0076	0.0059	2.00
313	0.0000	0.000	0.0000	0.0050	2.00
	0.2912	0.291	0.0002	0.0051	2.00
350	0.0000	0.000	0.0000	0.0050	2.00
	0.6448	0.638	0.0068	0.0055	2.00

REPORT OF CALIBRATION

Certificate No. : SP22-007

Page 5 of 5

Wavelength Accuracy :

CRMs Values (nm.)	UUC Reading (nm.)	Correction (nm.)	Uncertainty (nm.)	Coverage factor <i>k</i>
241.54	240.8	0.74	0.18	2.00
279.40	278.5	0.90	0.18	2.00
288.70	288.0	0.70	0.18	2.00
334.22	333.5	0.72	0.18	2.00
361.26	360.5	0.76	0.18	2.00
418.48	418.0	0.48	0.18	2.00
446.70	446.0	0.70	0.18	2.00
453.20	453.0	0.20	0.18	2.00
460.06	459.5	0.56	0.18	2.00
536.90	536.0	0.90	0.18	2.00
637.94	637.2	0.74	0.18	2.00
440.74	440.0	0.74	0.18	2.00
472.22	471.6	0.62	0.18	2.00
513.70	513.0	0.70	0.18	2.00
528.72	528.0	0.72	0.18	2.00
574.60	573.8	0.80	0.18	2.00
585.48	584.6	0.88	0.20	2.00
684.63	684.0	0.63	0.18	2.00
740.27	739.8	0.47	0.20	2.00
748.28	747.8	0.48	0.18	2.00
807.16	806.4	0.76	0.18	2.00
879.70	878.8	0.90	0.18	2.00

Remark : - UUC = Unit Under Calibration

- N/A = Not Available

- The result expanded uncertainty of measurement U is stated as the standard uncertainty of measurement multiplied by the coverage factor k ,

which for a normal distribution corresponds to a coverage probability of approximately 95%

- * Indicates non TISI accredited

- End of Certificate -



TECHNOLOGY PROMOTION ASSOCIATION (THAILAND-JAPAN)
CORPORATE SERVICES 3: EQUIPMENT CALIBRATION AND TESTING SERVICES
534/4 PATTANAKARN ROAD SOI 18, SUANLUANG, SUANLUANG BANGKOK 10250
TEL. 0-2717-3000-27 FAX. 0-2719-9484



Cert. No.: 21TM1874

Page.: 1 of 3

Certificate of Calibration

Equipment : Incubator
Manufacturer : Memmert
Model : IPP 260
Serial No. : V616.0066
ID No. : UAE.MIC.032/2559
Submitted by : United Analyst and Engineering Consultant Co.,Ltd.
3 Soi Udomsuk 41, Sukhumvit Road,
Bangchak, Phrakhanong,
Bangkok 10260
Location : Microbiology Laboratory (302)
Received Order : 28 October 2021
Calibration Date : 28 - 29 October 2021
Ambient Temperature : (26 ± 10) °C
Relative Humidity : (50 ± 30) %

Calibrated by : Kunchit Promprat

Approved by :

Approved Signatory

- (/) Pornthippa Tameyakul
(/) Malee Butkruea
() Suwit Imjai

Issue Date : 4 November 2021

The Uncertainties are for a confidence probability of approximately 95 %

This certificate may not be reproduced other than in full, except with the prior written
Approval of the head of Corporate Services 3 : Equipment Calibration and Testing Services.

เอกสารไม่ควบคุม



Equipment : Incubator
Condition As-Received : Used Item
Reference : 2110-0698OC-1

Cert. No.: 21TM1874
Page.: 2 of 3

Procedure Used :-

Calibration were conducted using calibration procedure CP-OT02 according to direct measurement method with Data Acquisition which connected with Resistance Temperature Detector (RTD).

The temperature scale used was based on ITS-90.

Condition of this result of calibration

1. Reference standard instrument:-

Instrument	Model	Serial No.	Cert. No.	Due Date
1) Data Acquisition	34970A	MY44067817	21LM10	20 Jul 2022

2. This certificate is valid only to the item calibrated on date and place of calibration.

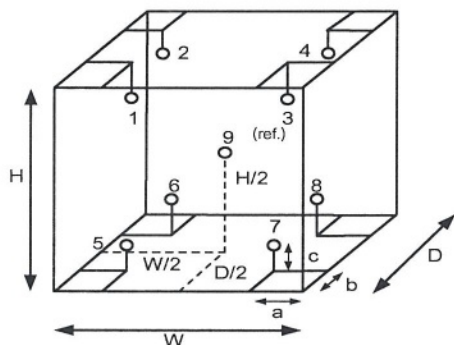
3. This certification is traceable to the International System of Unit.

Result of Calibration :- (*) Without Adjustment

Function of UUC* : Temperature Source

Fresh air setting : Not Available

Environment during calibration		
	Beginning	Finished
Temp. (°C)	22	22
REL.Humid. (%)	59	60
AC Supply (Volt)	226	226



Probe Installation Details :

a = 5.0 cm
b = 5.0 cm
c = 5.0 cm

Dimension of Chamber :

D = 0.50 m
W = 0.64 m
H = 0.80 m
Capacity = 0.26 m³

Position :	Ref. Std. ID No.:
1	15RTD2/11
2	15RTD2/12
3	15RTD2/13
4	15RTD2/14
5	15RTD2/15
6	15RTD2/20
7	15RTD2/17
8	15RTD2/18
9 (ref.)	15RTD2/19

เอกสารไม่ควบคุม



Equipment : Incubator
Condition As-Received : Used Item
Reference : 2110-0698OC-1
Result of Calibration :- (*) Without Adjustment
Function of UUC* : Temperature Source
Fresh air setting : Not Available

Cert. No.: 21TM1874

Page.: 3 of 3

Calibration Point (°C)	UUC* Setting (°C)	UUC* Reading (°C)	Temperature stability (± °C)	Temperature uniformity (°C)	Overall Variation (°C)	Uncertainty (± °C)	Coverage Factor <i>k</i>
25.0	25.0	24.5	0.053	0.25	0.42	0.30	2
35.0	35.0	35.0	0.029	0.43	0.75	0.30	2

Calibration Point (°C)	Measured Temperature (°C)								
	Position								
	1	2	3	4	5	6	7	8	9 (ref.)
25.0	25.007	24.986	24.943	24.894	24.653	24.806	24.672	24.694	24.786
35.0	35.340	35.384	35.336	35.307	34.680	35.120	34.813	34.996	35.088

Average* : The average of 30 values in each position.

Temperature stability : One-half of the greatest maximum difference of measured temperature at any one sensor.

Temperature uniformity : The maximum difference of measured temperatures at any sensors and the measured temperature at the reference location which are observed at the same time or at as close an observation time as possible to determine the temperature pattern or homogeneity within the chamber under steady-state conditions.

Overall Variation : The Difference of the maximum and minimum measured temperatures throughout observation.

UUC* : Unit Under Calibration

Note : The reported uncertainty of measurement was included stability and excluded uniformity .

The reported uncertainty of measurement was based on a standard uncertainty multiplied by a coverage factor *k*, providing a level of confidence of approximately 95 %.

-o0o-

เอกสารไม่ควบคุม



TECHNOLOGY PROMOTION ASSOCIATION (THAILAND-JAPAN)
CORPORATE SERVICES 3: EQUIPMENT CALIBRATION AND TESTING SERVICES
534/4 PATTANAKARN ROAD SOI 18, SUANLUANG, SUANLUANG BANGKOK 10250
TEL. 0-2717-3000-27 FAX. 0-2719-9484



Cert. No.: 22TM565

Page.: 1 of 3

Certificate of Calibration

Equipment : Water Bath

Manufacturer : Memmert

Model : WNE 14

Serial No. : L414.1407

ID No. : UAE.MIC.006/2558

Submitted by : United Analyst and Engineering Consultant Co.,Ltd.
3 Soi Udomsuk 41, Sukhumvit Road,
Bangchak, Phrakhanong,
Bangkok 10260

Location : Microbiology Laboratory

Received Order : 7 April 2022

Calibration Date : 7 April 2022

Ambient Temperature : (26 ± 10) °C

Relative Humidity : (50 ± 30) %

Calibrated by : Prawit Sodavitchit

Approved by :

Approved Signatory

() Pornthippa Tameyakul
(✓) Malee Butkruea
() Suwit Imjai

Issue Date : 18 April 2022

The Uncertainties are for a confidence probability of approximately 95 %

This certificate may not be reproduced other than in full, except with the prior written
Approval of the head of Corporate Services 3 : Equipment Calibration and Testing Services

เอกสารไม่ควบคุม



Equipment : Water Bath
Condition As-Received : Used Item
Reference : 2204-0016OC-4

Cert. No.: 22TM565

Page.: 2 of 3

Procedure Used :-

Calibration were conducted using in-house calibration procedure CP-OT04 according to direct measurement method with Data Acquisition which connected with Industrial Platinum Resistance Thermometer (IPRT).

The temperature scale used was based on ITS-90.

Condition of this result of calibration

1. Reference standard instrument:-

<u>Instrument</u>	<u>Model</u>	<u>Serial No.</u>	<u>Cert. No.</u>	<u>Due Date</u>
1) Data Acquisition	34970A	MY44067817	21LM10	20 Jul 2022

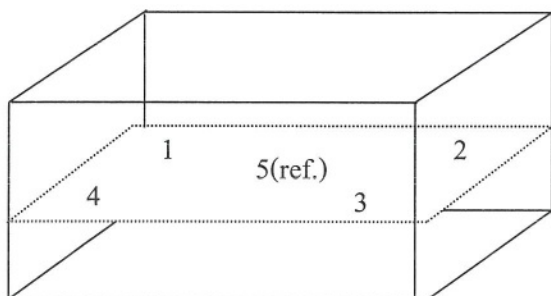
2. This certificate is valid only to the item calibrated on date and place of calibration.

3. This certification is traceable to the International System of Unit.

Result of Calibration :- (*) Without Adjustment

Function of UUC* : Temperature Source

	Environmental		AC Voltage Supply
	(°C)	(%R.H.)	(Volt)
Beginning of Calibration	26	62	220
Finished of Calibration	26	65	220



Front

Position :	Ref. Std. ID No.:
1	70RC143
2	70RC144
3	70RC145
4	70RC146
5(ref.)	70RC147

เอกสารไม่ควบคุม



Equipment : Water Bath
Condition As-Received : Used Item
Reference : 2204-0016OC-4
Result of Calibration :- (*) Without Adjustment
Function of UUC* : Temperature Source

Cert. No.: 22TM565

Page.: 3 of 3

Calibration point (°C)	UUC* Setting (°C)	UUC* Reading (°C)	Average* Standard Reading (°C)				
			Position				
			1	2	3	4	5 (ref.)
44.5	44.5	44.5	44.424	44.409	44.478	44.470	44.581

Calibration point (°C)	Uniformity (°C)	Stability (± °C)	Uncertainty (± °C)	Coverage Factor <i>k</i>
44.5	0.22	0.039	0.15	2

Average* : The average of 30 values in each position.

Uniformity : The maximum difference of measured temperatures at any sensors and the measured temperature at the reference location which are observed at the same time or at as close an observation time as possible to determine the temperature pattern or homogeneity within the chamber under steady-state conditions.

Stability : One-half of the greatest maximum difference of measured temperature at any one probe.

UUC* : Unit Under Calibration

Note : The reported uncertainty of measurement was included stability and excluded uniformity.

The reported uncertainty of measurement was based on a standard uncertainty multiplied by a coverage factor *k*, providing a level of confidence of approximately 95 %.

-o0o-

เอกสารไม่คว

Calibration Certificate

Certificate No.: 2200705-001-01
Client name: UNITED ANALYST AND ENGINEERING CONSULTANT CO.,LTD.
Address: 3 Soi Udomsuk 41, Sukhumvit Road,
Bangchack, Prakhong, Bangkok 10260

Page 1 of 3

Equipment: Electronic Balance
Manufacturer: METTLER TOLEDO
Model: MS603S/01
Serial No.: B007010311
ID No.: UAE.MIC.008/2553
Order No.: 2200705
Operation No.: 2200705-001
Date of Receipt: 24 November 2021
Date of Calibration: 24 November 2021

Calibrated by Mr.Jumpon Pimsri
Scientist

Approved by

(Mr.Pheraphat Tuanjit)

Manager, Division of Calibration Laboratory

Date of Issue: 30 November 2021

Responsible for the Technical Management Team

The uncertainties are for a confidence probability of approximately 95%

This Certificate is issued in accordance with the conditions of accreditation granted by the Thai Laboratory Accreditation Scheme which has assessed the measurement capability of the laboratory and its traceability to recognized national standards and to the units of measurement realized at the corresponding national standards laboratory. This certificate may not be reproduced other than in full except with the prior written approval of the National Food Institute.

Calibration Report

Certificate No.: 2200705-001-01

Equipment:

Electronic Balance

Manufacturer: METTLER TOLEDO

Model: MS603S/01

Resolution: 0.001 g

Serial No.: B007010311

ID No.: UAE.MIC.008/2553

Capacity: 620 g g

Date of Calibration: 24 November 2021

Page 2 of 3

Environment Condition: Ambient Temperature: 24.1 ± 0.6 °C Relative Humidity: 48 ± 2.5 %

Place of Calibration: 306 Balance Room, UNITED ANALYST AND ENGINEERING CONSULTANT CO.,LTD.

Condition of Equipment: Good Condition

Condition of This Results of Calibration:

1. Calibration Method: NFI Method W-MA-001 In-House Method based on UKAS Lab 14 : 2019

2. Reference Standards:

Reference Standard	Model	Serial No.	Calibrated By	Certificate No.	Due Date
Standard Weight Class E2	1-500mg	B308068554	TCS	M2101097S	12 January 2022
Standard Weight Class E2	1-500g	B308068128	TCS	M2101098S	13 January 2022
Instrument	Model	Serial No.	Calibrated By	Certificate No.	Due Date
Thermo-Hygro Meter	PONPE 490	NFI.BTH 001/17	Quality Reborn	QR21-0299	15 February 2022

3. This certification is traceable to SI UNIT

4. This certificate was certified only for the instrument we calibrated.

5. This result of calibration was found accurate as shown on date and place of calibration only.

Calibration Results:

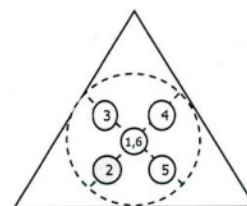
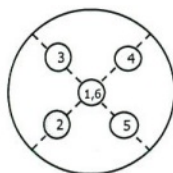
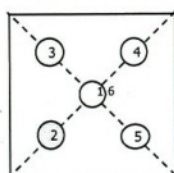
1. Repeatability of Reading:

Nominal Value (g)	Standard Deviation of Reading (g)
300	0.00052
600	0.00063

2. Off-Center Error:

A mass of 200 g was placed and moved to various position on pan.

The balance reading obtained is given in the table.



1	2	3	4	5	6	(Maximum Difference)
(g)	(g)	(g)	(g)	(g)	(g)	(g)
200.001	200.000	200.002	200.001	200.000	200.002	0.002

Calibration Report

Certificate No.: 2200705-001-01

Equipment: Electronic Balance

Manufacturer: METTLER TOLEDO

Model: MS603S/01

Resolution: 0.001 g

Serial No.: B007010311

ID No.: UAE.MIC.008/2553

Capacity: 620 g g

Date of Calibration: 24 November 2021

Page 3 of 3

Calibration Results: (Continued)

Calibration Range: 0-600 g

Calibration Adjustment: Internal Calibration

3. Departure from Nominal Value:

Nominal Value (g)	Standard Value (g)	Average Reading (g)	Correction (g)	Uncertainty (± g)	Coverage Factor k
Unload	0.0000	0.000	0.000	0.00088	2.00
0.1	0.1000	0.099	0.001	0.00088	2.00
0.5	0.5000	0.500	0.000	0.00088	2.00
1	1.0000	1.000	0.000	0.00088	2.00
5	5.0000	5.000	0.000	0.00088	2.00
10	10.0000	10.000	0.000	0.00088	2.00
20	20.0000	20.000	0.000	0.00089	2.00
50	49.9999	50.001	-0.001	0.00089	2.00
70	69.9999	70.000	0.000	0.00089	2.00
100	100.0000	100.000	0.000	0.00090	2.00
150	149.9999	150.000	0.000	0.00091	2.00
200	200.0001	199.999	0.001	0.00093	2.00
300	300.0001	300.000	0.000	0.00097	2.00
400	400.0000	400.001	-0.001	0.0011	2.00
500	499.9999	500.001	-0.001	0.0012	2.00
600	599.9999	600.000	0.000	0.0013	2.00

The reported uncertainty of measurement was based on a standard uncertainty multiplied by a coverage factor of level of confidence of approximately 95 %.

----- End -----



TECHNOLOGY PROMOTION ASSOCIATION (THAILAND-JAPAN)
CORPORATE SERVICES 3: EQUIPMENT CALIBRATION AND TESTING SERVICES
534/4 PATTANAKARN ROAD SOI 18, SUANLUANG, SUANLUANG BANGKOK 10250
TEL. 0-2717-3000-27 FAX. 0-2719-9484



Certificate of Calibration

Cert. No.: 22TM89

Page.: 1 of 3

Equipment : Autoclave

Manufacturer : ALP

Model : CL-40L

Serial No. : 802664

ID No. : UAE.MIC.014/2550

Submitted by : United Analyst and Engineering Consultant Co.,Ltd.
3 Soi Udomsuk 41, Sukhumvit Road,
Bangchak, Phrakhanong,
Bangkok 10260

Location : Air Analysis Unit

Received Order : 17 February 2022
Calibration Date : 17 February 2022
Ambient Temperature : (26 ± 10) °C
Relative Humidity : (50 ± 30) %

Calibrated by : Kunchit Promprat

Approved by : 
Approved Signatory

(/) Pornthippa Tameyakul
(✓) Malee Butkruea
() Suwit Imjai

Issue Date : 22 February 2022

The Uncertainties are for a confidence probability of approximately 95%

This certificate may not be reproduced other than in full, except with the prior written
Approval of the head of Corporate Services 3 : Equipment Calibration and Testing Services.

เอกสารไม่ควบคุม



Equipment : Autoclave
Condition As-Received : Used Item
Reference : 2202-0444OC-1

Cert. No.: 22TM89
Page.: 2 of 3

Procedure Used :-

Calibration were conducted using in-house calibration procedure CP-OT03 according to direct measurement method with Data Acquisition which connected with Thermocouple Type T

The temperature scale used was based on ITS-90.

Condition of this result of calibration

1. Reference standard instrument:-

<u>Instrument</u>	<u>Model</u>	<u>Serial No.</u>	<u>Cert. No.</u>	<u>Due Date</u>
1) Data Acquisition	34970A	MY44035217	21LM30	23 Dec 2022

2. This certificate is valid only to the item calibrated on date and place of calibration.

3. This certification is traceable to the International System of Unit.

4. This result of calibration covers laboratory autoclaves for the sterilization of goods and material which could be infected with organisms categorized as Hazard Group 1, 2 and 3**

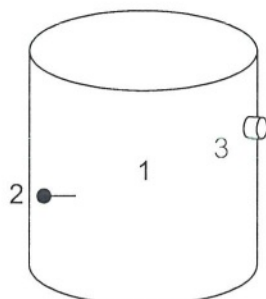
(** = Categorization of pathogens according to hazard and categories of containment, second edition, 1990)

It does not cover autoclaves for use with material infect with organisms in Hazard Group 4, for which complete containment and sterilization of infected condensate is considered to be essential.

This result of calibration does not apply to sterilizers or disinfectors used for medical, dental, pharmaceutical or veterinary purposes which are directly concerned with patient care, or those used for fabrics subjected to sterilization which are required to be dry at the end of cycle.

Result of Calibration :- (*) Without Adjustment

Function of UUC* : Temperature Source



	Environmental		
	(°C)	(%R.H.)	(Volt)
Beginning of Calibration	27	68	226
Finished of Calibration	27	65	226

<u>Position</u>	<u>Description</u>	<u>Ref. Std. ID No.:</u>
1 =	Center of chamber	22-10TC-01
2 =	Temperature sensor	22-10TC-02
3 =	Exhaust port	22-10TC-03

เอกสารไม่ทรมอบ



Equipment : Autoclave
Condition As-Received : Used Item
Reference : 2202-0444OC-1

Cert. No.: 22TM89

Page.: 3 of 3

Result of Calibration :- (*) Without Adjustment

Operating parameter Set : Temperature = 122 °C
Sterilization period = 30 minute

UUC* Setting (°C)	UUC* Reading (°C)	Position	Average* Standard Reading (°C)	Stability (± °C)	Pressure Reading (MPa)	Uncertainty (± °C)	Coverage Factor <i>k</i>
122	122	1	122.373	0.32	0.12	1.2	2
		2	122.421				
		3	122.292				

Average* : The average of 30 values in each position.

Stability : One-half of the greatest maximum difference of measured temperature at any one probe.

UUC* : Unit Under Calibration

Note : The reported uncertainty of measurement was included stability and excluded uniformity .

The reported uncertainty of measurement was based on a standard uncertainty multiplied by a coverage factor *k*, providing a level of confidence of approximately 95 %.

-o0o-

เอกสารไม่ควบคุม



TECHNOLOGY PROMOTION ASSOCIATION (THAILAND-JAPAN)
CORPORATE SERVICES 3 : EQUIPMENT CALIBRATION AND TESTING SERVICES


534/4 PATTANAKARN ROAD SOI 18, SUANLUANG, SUANLUANG BANGKOK 10250

TEL. 0-2717-3000 FAX. 0-2719-9484

Cert.No.: 22TW43

Page.: 1 of 2

Certificate of Testing

Equipment :	DO Meter
Manufacturer :	Horiba
Model :	LAQUA-DO210
Serial No. :	HE0H0004
ID No. :	UAE.EFM.084/2564(EFM.DO.03/64)
Received Date :	17 February 2022
Test Date :	18 February 2022
Reference :	2202-0608WSC-5
Submitted by :	United Analyst and Engineering Consultant Co.,Ltd. 3 Soi Udomsuk 41, Sukhumvit Road, Bangchak, Phrakhanong, Bangkok 10260
Laboratory Condition :	Temperature (25 ± 5) °C Humidity (50 ± 20) %
Test Procedure :	In - house method : CP-CH9 by Comparison Technique with Azide Modification Method
Tested by :	Walalak Sirithean
Approved by :	<div style="text-align: center;"> Approved Signatory</div>
<input checked="" type="checkbox"/> Malee Butkruea <input type="checkbox"/> Saithip Meangmai <input type="checkbox"/> Warakorn Lerngagtrakul	
Issue Date :	23 February 2022

เอกสารไม่ควบคุม

B 0281728



Cert.No.: 22TW43

Page.: 2 of 2

Result : Dissolved Oxygen Meter Adjustment With Air 100 %

Dissolved Oxygen Probe No.: 9K0F0045

Titration Method (Azide Modification Method) (mg/L)	DO Meter Reading (mg/L)	Standard Deviation (mg/L)
8.08	8.07	0.0045

This report was certified only for the instrument we tested. It is allowable to use for study the system efficiency, The environmental impact control and present to organization it may concerned. Intend to use for advertising and referral purpose is prohibited. This report may not be reproduced other in full, without written approval of the laboratory

-o0o-

เอกสารไม่ควบคุม

a 1096174



TECHNOLOGY PROMOTION ASSOCIATION (THAILAND-JAPAN)
CORPORATE SERVICES 3: EQUIPMENT CALIBRATION AND TESTING SERVICES
534/4 PATTANAKARN ROAD SOI 18, SUANLUANG, SUANLUANG BANGKOK 10250
TEL. 0-2717-3000-27 FAX. 0-2719-9484



Cert. No.: 22LM17

Page.: 1 of 2

Certificate of Calibration

Equipment : DO Meter with Sensor
Manufacturer : Horiba
Model : LAQUA-DO210
Serial No. : HE0H0004
ID No. : UAE.EFM.084/2564(EFM.DO.03/64)
Submitted by : United Analyst and Engineering Consultant Co.,Ltd.
3 Soi Udomsuk 41, Sukhumvit Road,
Bangchak, Phrakhanong,
Bangkok 10250
Location : TPA On Site Calibration Laboratory
Received Order : 17 February 2022
Calibrated Date : 21 February 2022
Ambient Temperature : (26 ± 10) °C
Relative Humidity : (50 ± 30) %
AC Line Voltage : (220 ± 22) V

Calibrated by : Kunchit Promprat

Approved by :

Approved Signatory

() Pornthippa Tameyakul
() Malee Butkruea
() Suwit Imjai

Issue Date : 23 February 2022

The Uncertainties are for a confidence probability of approximately 95%

This certificate may not be reproduced other than in full, except with the prior written
Approval of the head of Corporate Services 3 : Equipment Calibration and Testing Services.

เอกสารไม่ควบคุม

A 0038234



Equipment : DO Meter with Sensor

Cert. No.: 22LM17

Condition As-Received : Used Item

Page.: 2 of 2

Reference : 2202-0608WSC-6

Procedure Used :-

Calibration were conducted using in-house calibration procedure CP-OT01 according to comparison with Industrial Platinum Resistance Thermometer (IPRT) into Temperature Bath.

The temperature scale used was based on ITS-90.

Condition of this result of calibration

1. Reference standard instrument:-

<u>Instrument</u>	<u>Model</u>	<u>Serial No.</u>	<u>Cert. No.</u>	<u>Due Date</u>
1) Digital Thermometer	1523	2188080	2111273	22 Nov 2022

2. This certificate is valid only to the item calibrated on date and place of calibration.

3. This certification is traceable to the International System of Unit.

Result of Calibration :- (*) Without Adjustment

Function : Temperature measurement.

This instrument was connected with temperature sensor, S/N.: 9K0F0045

<u>Calibration Point</u> (°C)	<u>Immersion Depth</u> (mm)	<u>Standard Temperature</u> (°C)	<u>UUC* Reading</u> (°C)	<u>Error</u> (°C)	<u>Uncertainty</u> (± °C)	<u>Coverage Factor</u> <i>k</i>
25.0	80	24.998	24.9	-0.098	0.16	2.00
30.0	80	30.007	30.0	-0.007	0.16	2.00
35.0	80	35.002	35.0	-0.002	0.16	2.00

UUC* : Unit Under Calibration

The reported uncertainty of measurement was based on a standard uncertainty multiplied by a coverage factor *k*, providing a level of confidence of approximately 95 %.

-o0o-

เอกสารไม่ควบคุม

a 1096248

List of Instruments Certification for Air & Noise Quality Analysis

No.	Instrument/Equipment	Parameter	Manufacturer	Model/Serial No.	Calibrator	Certification No.	Date of Calibration	Due date of Calibration	Remark
Workplace									
1	Air Flow Meter	Calibrate personal pump	TSI,Inc	4146 41461813030	Innovative Instrument Co.,Ltd.	21-AFM-073	23 Jul 21	22 Jul 22	-
2	Aneroid Barometer	Phenol Xylene Toluene	Barigo, Germany	-	Technology Promotion Association (Thailand-Japan)	21P2501	21 Jul 21	20 Jul 22	-
3	Dial Thermo-Hygrometer	Phenol Xylene Toluene	Barigo, Germany	-	Technology Promotion Association (Thailand-Japan)	22H768	5 Apr 22	4 Apr 23	-

Certificate of Calibration

Customer

Name : UNITED ANALYST AND ENGINEERING CONSULTANT CO.,LTD.
Address : 81 Soi Udomsuk 41, Sukhumvit Road, Bangchak, Prakanong, Bangkok 10260

Certificate No : 21-AFM-073

Request No : Req-2021-0791

Unit Under Calibration Details

Measurement Item : Air flow meter
Manufacturer : TSI
Model : 4146
Serial Number : 41461813030
ID : UAE.EFM.102/2561
Location of Calibration : LAB 4 AIR VELOCITY METER

Calibration Environment and Details

Temperature : 23 °C ± 3 °C
Humidity : 55 %RH ± 20 %RH
Barometric Pressure : 1013 hPa ± 10 hPa
Received Date : 22 June 2021
Calibration Date : 23 July 2021
Calibration Procedure : In-house method CP-AFM-01 by Comparison technique with Standard Primary Flow Calibrator

Reference Standard	Model	Serial Number	Traceble	Due Calibration
Air Flow Meter	Gilibrator 3 Low flow	18501010006	Sensidyne	21 May 2022
Air Flow Meter	Gilibrator 3 Standard flow	19031011003	Sensidyne	20 May 2022

Traceability :

This certificate provides traceability of measurement to recognized national standard, and to the realization of the international System of Units (SI)

Note :

The reported uncertainty is based on standard uncertainty multiplied by the Coverage Factor k=2, providing a level of confidence approximately 95 %.

Calibration By :

Mr. Noppadon Luangart
Service Calibration Engineer

Approved By :

Mr. Pacit Mathavorn
Calibration Engineer Supervisor

Issue Date : 23 July 2021

Certificate No : 21-AFM-073

Request No : Req-2021-0791

Result of Calibration :

Flow Setting	STD Flow Reading	UUC Flow Reading	Correction Flow	Uncertainty
LPM	LPM	LPM	LPM	LPM
0.02	0.01919	0.022	-0.00307	0.00086
0.05	0.05084	0.053	-0.00216	0.00093
0.10	0.1047	0.102	0.0027	0.0019
0.20	0.2013	0.197	0.0043	0.0036
0.5	0.5020	0.493	0.0095	0.0073
1.0	1.008	1.002	0.006	0.017
1.7	1.699	1.679	0.020	0.024
2.0	2.006	1.999	0.007	0.031

Note

STD : Standard

UUC : Unit Under Calibration

* Indicates non accredited

End of Certificate



TECHNOLOGY PROMOTION ASSOCIATION (THAILAND-JAPAN)
CORPORATE SERVICES 3: EQUIPMENT CALIBRATION AND TESTING SERVICES
534/4 PATTANAKARN ROAD SOI 18, SUANLUANG, SUANLUANG, BANGKOK 10250
TEL. 0-2717-3000-24 FAX. 0-2719-9484



Certificate of Calibration

Certificate No. : 21P2501

Page : 1 of 2

Equipment : Aneroid Barometer
Manufacturer: Barigo
Model : -
Serial No.: -
ID No.: UAE.ANV.124/2550

Condition As-Received: Used Item
Received Date: 20 July 2021
Calibration Date: 21 July 2021

Reference: 2107-0570WSC
Ambient Temperature: (23 \pm 2) °C
Relative Humidity: (50 \pm 15) %
Atmospheric Pressure: 1009 mbar

Submitted by: United Analyst and Engineering Consultant Co.,Ltd.

81 Soi Udomsuk 41, Sukhumvit Road, Bangchak,
Phrakhanong, Bangkok 10260

Procedure used: The calibration was conducted by direct comparison method against Pressure Measuring Instruments Standard according to in-house calibration procedure CP-P10, using " DKD-R 6-1 ; Calibration of Pressure Gauges, Edition 03/2014 " as a guidelines.

Condition of this result of calibration

1.Reference standards instruments :

<u>Instrument</u>	<u>Model</u>	<u>Serial No.</u>	<u>Certificate No.</u>	<u>Due Date</u>
1) Standard Barometer	DPI142	1422505046	MP-0053-21	08 Apr 2022

2.This instrument was installed in vertical orientation and center of the dial was used as the reference level.

3.This result of calibration was made on requested at the point specified by customer.

4.This instrument was used clean air as pressure media.

5.The certificate is valid only to the item calibrated on date and place of calibration.

6.This Certification is traceable to the International System of Unit maintained at:-

-National Institute of Metrology Thailand (NIMT)

Calibrated by : Suwit Aussarree
Issue Date : 22 July 2021

Approved Signatory : _____

[] Phalinee Prabpaipal

[] Sura Suwannasri

[x] Attapol Panurach

เอกสารไม่ควบคุม

B 0264464



Cert.No.: 21P2501

Page: 2 of 2

Result of calibration:- Without adjustment

Range : 960 hPa to 1030 hPa

Function:- Absolute Pressure Measurement

Scale Interval : 1 hPa(The Fifth Estimate)

Increasing Pressure

Applied Pressure (hPa)	958.69	969.60	980.32	990.60	1000.69	1010.73	1020.58	1030.55
UUC* Indication (hPa)	960.0	970.0	980.0	990.0	1000.0	1010.0	1020.0	1030.0
Error (hPa)	1.31	0.40	-0.32	-0.60	-0.69	-0.73	-0.58	-0.55

Decreasing Pressure

Applied Pressure (hPa)	1030.66	1020.50	1010.63	1000.57	990.45	980.19	969.47	958.54
UUC* Indication (hPa)	1030.0	1020.0	1010.0	1000.0	990.0	980.0	970.0	960.0
Error (hPa)	-0.66	-0.50	-0.63	-0.57	-0.45	-0.19	0.53	1.46

The uncertainty of measurement was ± 0.30 hPa

* UUC = Unit Under Calibration

The reported uncertainty of measurement was based on a standard uncertainty multiplied by a coverage factor $k = 2$, providing a level of confidence of approximately 95 %.

-o0o-



TECHNOLOGY PROMOTION ASSOCIATION (THAILAND-JAPAN)
CORPORATE SERVICES 3: EQUIPMENT CALIBRATION AND TESTING SERVICES
534/4 PATTANAKARN ROAD SOI 18, SUANLUANG, SUANLUANG, BANGKOK 10250
TEL. 0-2717-3000-24 FAX. 0-2719-9484



Certificate of Calibration

Certificate No. : 22H768

Page : 1 of 2

Equipment : Dial Thermo-Hygrometer

Manufacturer: Barigo

Model : -

Serial No.: -

ID No.: UAE.ANV.130/2550

Condition As-Received: Used Item

Received Date: 30 March 2022

Calibration Date: 01 April 2022
to 05 April 2022

Reference: 2203-1124WSC

Ambient Temperature: (25 ± 3) °C

Relative Humidity: (50 ± 20) %

This certificate may not be reproduced other than in full,
except with the prior written approval of the head of
Corporate Services 3: Equipment Calibration and Testing Services.

Submitted by: United Analyst and Engineering Consultant Co.,Ltd.

81 Soi Udomsuk 41, Sukhumvit Road, Bangchak,
Phrakhanong, Bangkok 10260

Procedure used: Calibration were conducted using in-house calibration procedure CP-H02 according to comparison with standard chilled mirror sensor for humidity measurement function and comparison with standard temperature probe for temperature measurement function into humidity / temperature chamber.

Condition of this result of calibration

1.Reference standards instruments :

<u>Instrument</u>	<u>Model</u>	<u>Serial No.</u>	<u>Certificate No.</u>	<u>Due Date</u>
1) Standard Chilled Mirror Hygrometer Sensor	Dew Prime II	31863	19714	17 Sep 2022
2) Standard Humidity/Temperature Meter	400	10203027	TH-0063-21	01 Jul 2022

2.The certificate is valid only to the item calibrated on date and place of calibration.

3.This Certification is traceable to the International System of Unit maintained at:-

- National Institute of Standards and Technology (NIST) , The United States of America
- National Institute of Metrology Thailand (NIMT)

Calibrated by : Somchai Dumwor
Issue Date : 08 April 2022

Approved Signatory :

☒ Chakrit Waewanjua
☐ Pornthippa Tameyakul
☐ Viporn Tantiyawutti

เอกสารไม่ควบคุม

B 0285420



Cert. No.: 22H768

Page.: 2 of 2

Result of Calibration:-

Without Adjustment

Function:

Humidity measurement.

<u>Reference</u> <u>Temperature</u> (°C)	<u>Standard</u> <u>Humidity</u> (%R.H.)	<u>UUC*</u> <u>Reading</u> (%R.H.)	<u>Error</u> (%R.H.)	<u>Uncertainty</u> <u>of Measurement</u> (±%R.H.)
25.0	40.1	48	7.9	1.6
25.0	60.0	62	2.0	1.8
25.0	80.0	76	-4.0	2.0

Result of Calibration:-

Without Adjustment

Function:

Temperature measurement.

<u>Standard</u> <u>Temperature</u> (°C)	<u>UUC*</u> <u>Reading</u> (°C)	<u>Error</u> (°C)	<u>Uncertainty</u> <u>of Measurement</u> (±°C)
20.02	20.0	-0.02	0.72
29.98	30.0	0.02	0.72
40.03	39.5	-0.53	0.72

UUC* : Unit Under Calibration

The reported uncertainty of measurement was base on standard uncertainty multiplied by coverage factor $k = 2.00$, providing confidence level approximately 95%.

-o0o-

เอกสารไม่ควบคุม

a 1104144